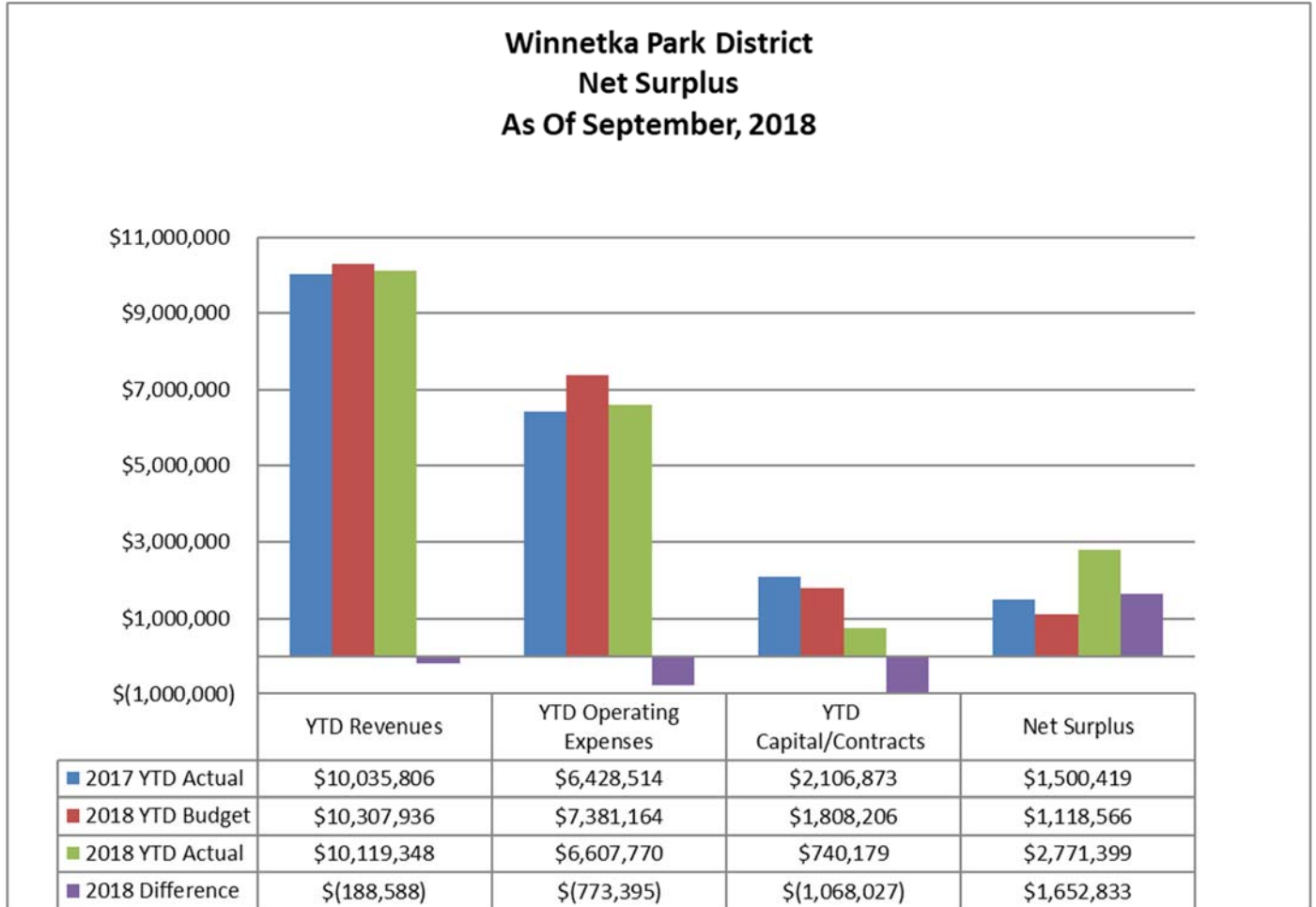


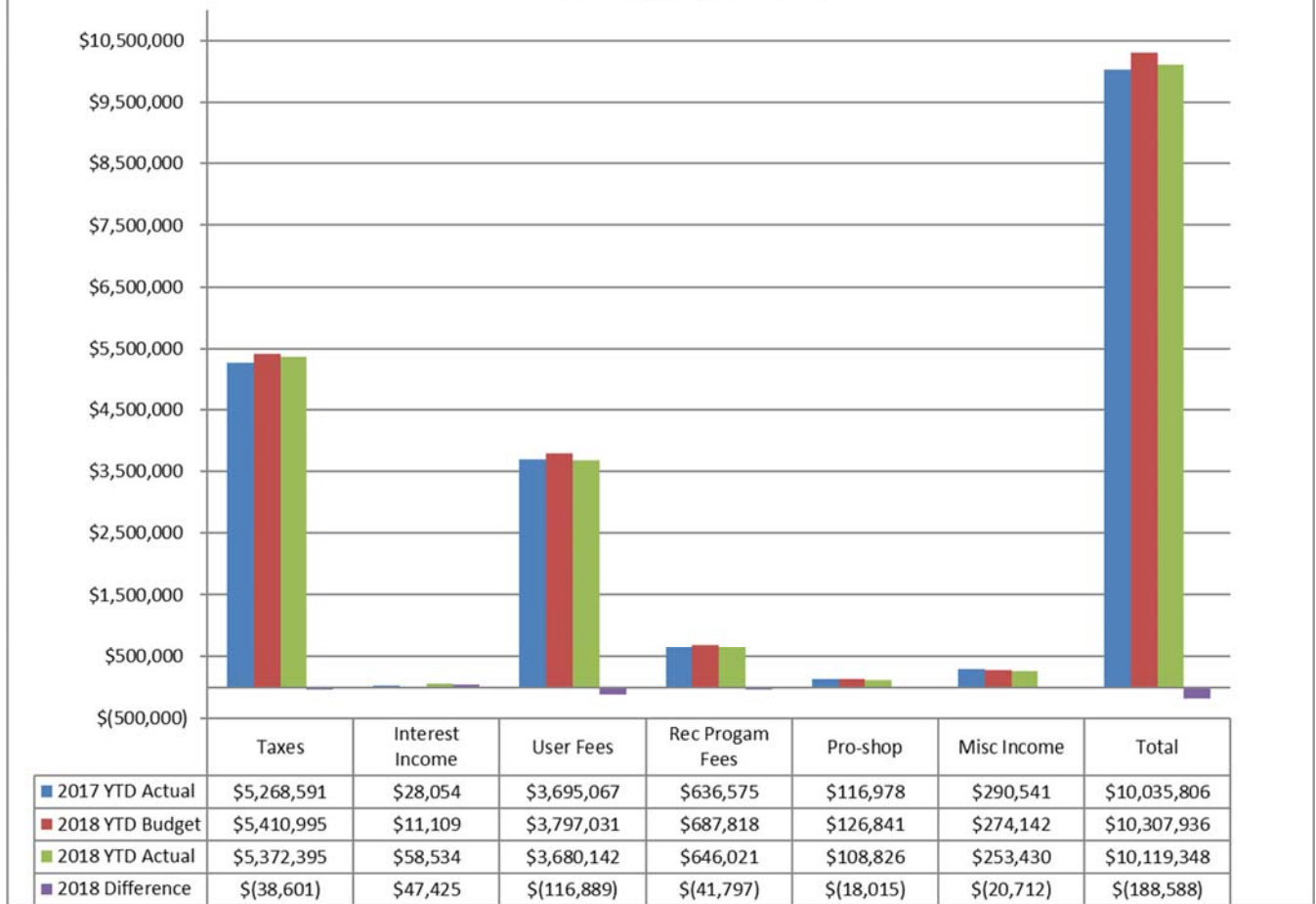
**SEPTEMBER 2018 FINANCIAL SUMMARY**  
**FOR ALL FUNDS COMBINED- UNAUDITED**



**Net Surplus/(Deficit) is \$1,652,833 above year-to-date budget**

- Revenues are \$188,588 below year-to-date budget
- Operating Expenses are \$773,395 below year-to-date budget
- Capitals/Contracts Payable are \$1,068,027 below year-to-date budget

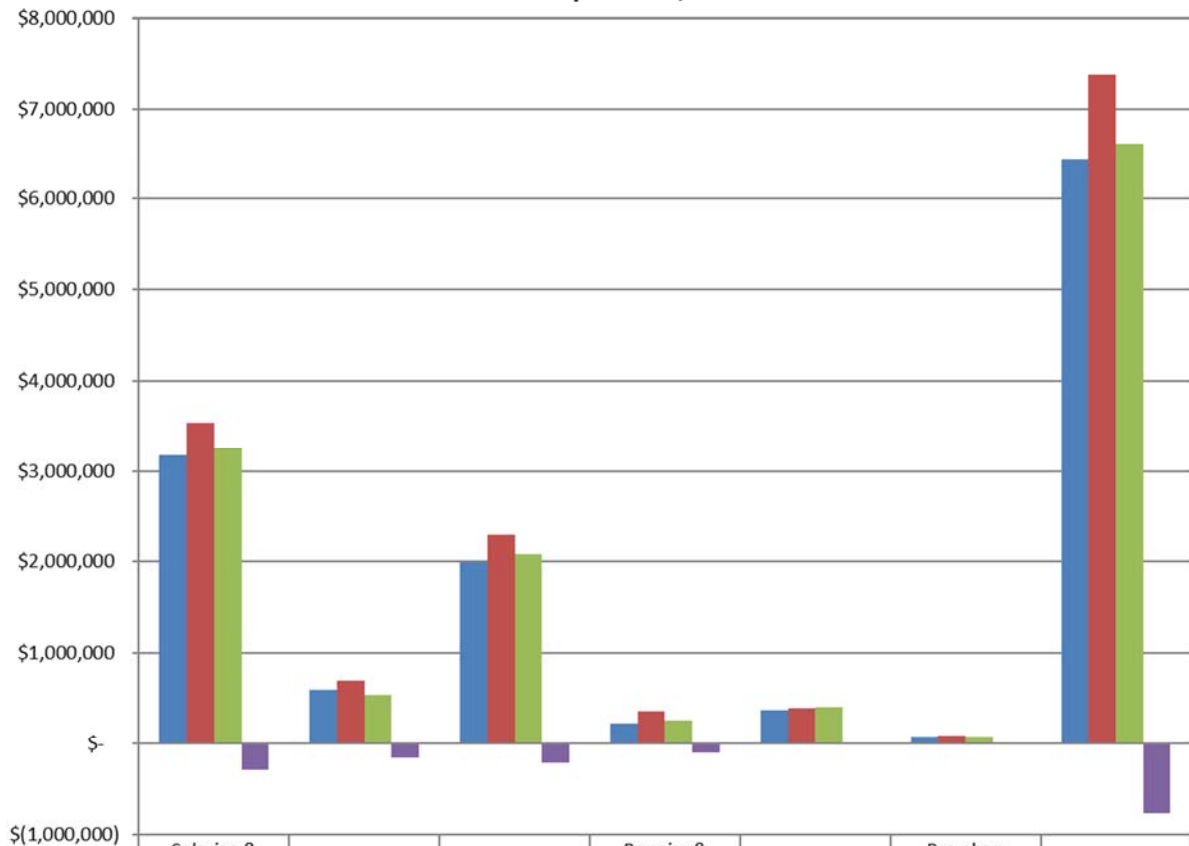
**Winnetka Park District  
Revenues  
As Of September, 2018**



**Revenues are \$188,588 below year-to-date budget:**

- Total revenues are 98% of year-to-date budget
- Taxes are \$38,601 below year-to-date budget
- Interest income is \$47,425 above year-to-date budget and \$30,480 above the 2017 year-to-date amount
- Golf Course user fees continue to be below year-to-date budget as the weather-driven effect on the Golf Course results in revenues being under budget by \$255,031
- Offsetting this is the fact that Tennis user fees are \$191,333 above year-to-date budget
- Total revenues are projected to be under budget by \$56,289 or .005% by year-end

**Winnetka Park District  
Operating Expenses  
As Of September, 2018**

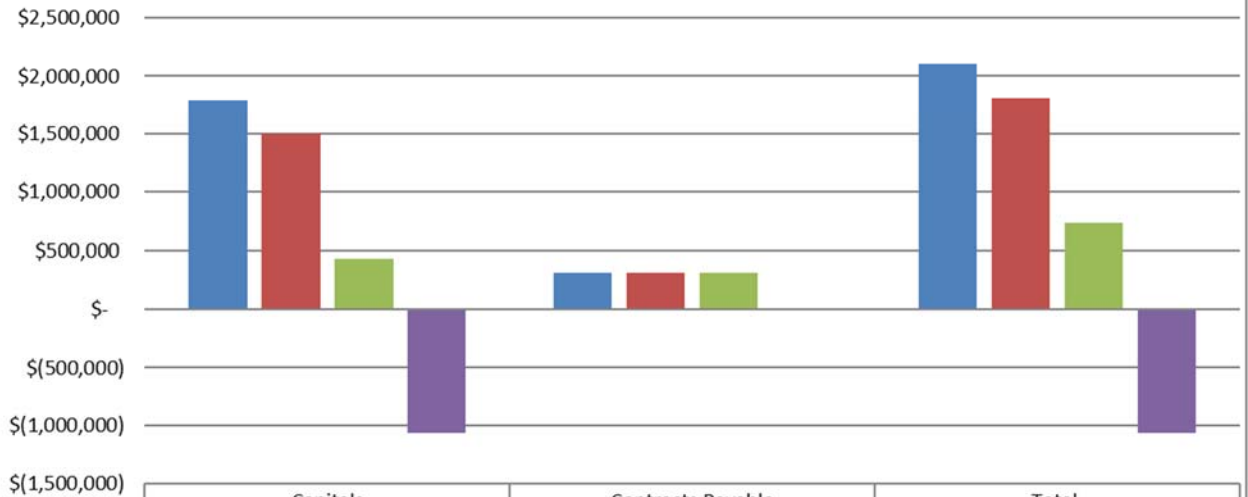


	Salaries & Wages	Supplies	Services	Repairs & Maint.	Utilities	Pro-shop Merch.	Total
2017 YTD Actual	\$3,169,912	\$594,514	\$1,992,306	\$219,701	\$371,832	\$80,251	\$6,428,514
2018 YTD Budget	\$3,541,155	\$699,720	\$2,292,218	\$360,103	\$396,645	\$91,324	\$7,381,164
2018 YTD Actual	\$3,248,884	\$544,397	\$2,077,781	\$254,434	\$406,705	\$75,569	\$6,607,770
2018 Difference	\$(292,271)	\$(155,324)	\$(214,437)	\$(105,669)	\$10,060	\$(15,755)	\$(773,395)

**Operating expenses are \$773,395, or 10% below year-to-date budget:**

- Salaries & Wages are \$292,271 below year-to-date budget
  - Admin and Parks are under budget by a combined \$79,886 due to two vacant full-time positions coupled with fewer hours for part-time staff
  - Salaries for Recreation Programs and Beaches are \$37,956 and \$44,662 below budget
  - Salaries in the Golf Fund are \$97,077 below budget due to seasonal weather related conditions
- Supplies are a combined \$155,324 below budget across all funds
- Services are \$214,437 below year-to-date budget
  - Medical insurance reimbursements are lower than what was expected
  - Reduced FICA/IMRF payments correspond to the lower salaries
  - Total Operating Expenditures are projected to be under budget by \$684,236 or 7% by year-end

**Winnetka Park District  
Capitals / Contracts Payable  
As Of September, 2018**



	Capitals	Contracts Payable	Total
■ 2017 YTD Actual	\$1,791,291	\$315,582	\$2,106,873
■ 2018 YTD Budget	\$1,499,425	\$308,781	\$1,808,206
■ 2018 YTD Actual	\$431,400	\$308,780	\$740,179
■ 2018 Difference	\$(1,068,026)	\$(1)	\$(1,068,027)

**Capitals/Contracts Payable are \$1,068,027 below year-to-date budget:**

- Capitals are \$1,068,027 below budget
- Total Capital Expenditures are projected to be under budget by \$530,892 or 24.8% by year-end as a number of projects have been deferred coupled with project savings on various purchases

**Winnetka Park District  
Statement of Cash and Investments  
For The Month Ended September 30, 2018**

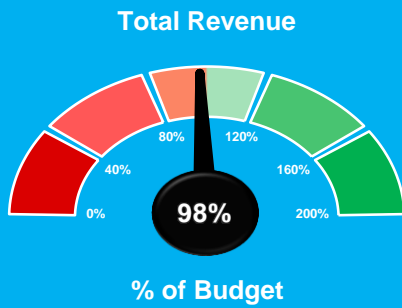
<b>Bank Name</b>	<b>Amount</b>	<b>Annual Rate</b>
<b>CASH</b>		
Petty Cash	1,750.00	
Harris Bank - Holiday Savings	15,902.99	
Illinois Funds	76,090.74	2.02%
N Corwin Fund	37,802.35	0.46%
Harris Bank - Operating	350,062.26	
Harris - Money Market	1,830,909.53	0.35%
Harris Bank - Payroll	<u>27,917.04</u>	
<b>Total Cash</b>	<b>2,340,434.91</b>	
<b>INVESTMENTS</b>		
Harris Bank - CD's	0.00	
IPDLAF - Money Market	3,710,497.76	1.88%
IPDLAF - CD's	248,000.00	2.39%
IPDLAF - CD's	248,000.00	2.45%
North Shore Community Bank Max Safe Money Market	2,629,956.39	2.11%
North Shore Community Bank CD	<u>1,230,804.21</u>	0.50%
<b>Total Investments</b>	<b>8,067,258.36</b>	<b>1.70%</b>
<b>TOTAL CASH &amp; INVESTMENTS</b>	<b>10,407,693.27</b>	

# Winnetka Park District Revenue Analysis Dashboard

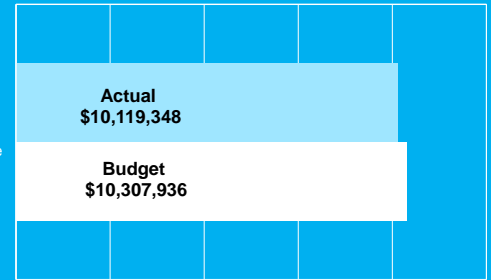
YTD  
As of 09/30/2018

Winnetka Park District

## Total Revenue



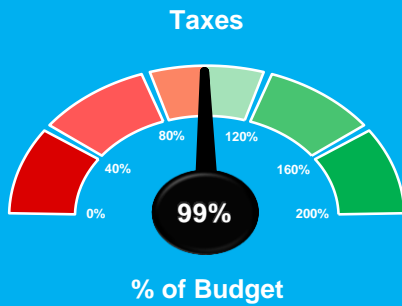
Total Revenue



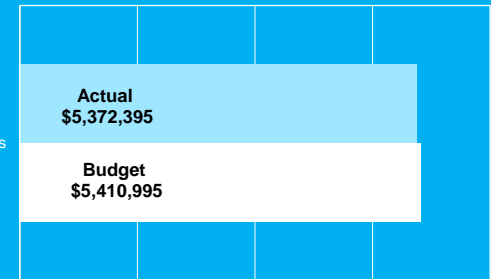
\$2.000M \$4.000M \$6.000M \$8.000M \$10.000M \$12.000M

Winnetka Park District

## Taxes



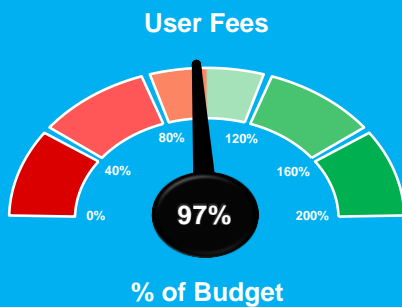
Taxes



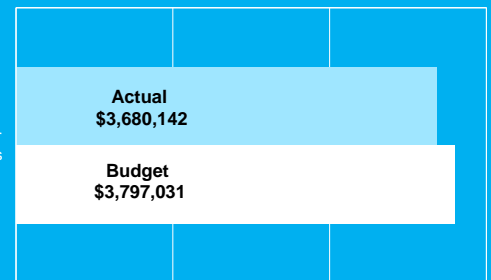
\$2.000M \$3.000M \$4.000M \$5.000M \$6.000M

Winnetka Park District

## User Fees



User Fees



\$1.000M \$2.000M \$3.000M \$4.000M

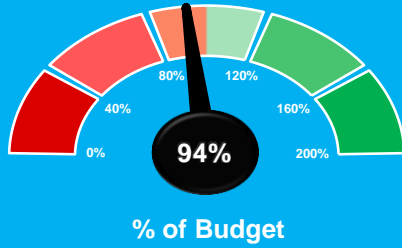
# Winnetka Park District Revenue Analysis Dashboard

YTD  
As of 09/30/2018

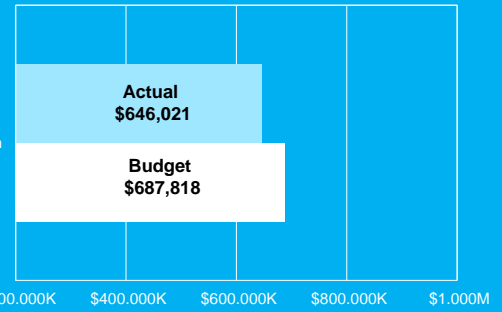
Winnetka Park District

## Rec Program

### Rec Program Fees



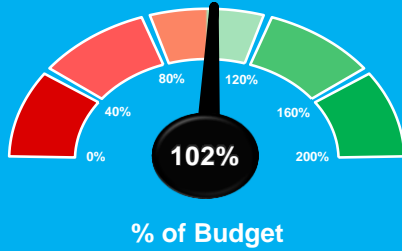
Rec Program Fees



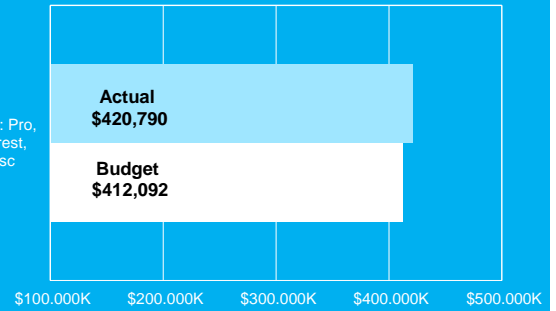
Winnetka Park District

## Other: Pro, Misc, Interest

### Other: Pro, Interest, Misc



Other: Pro, Interest, Misc

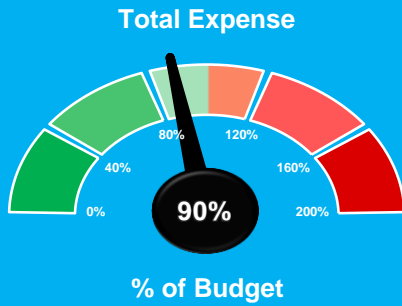


# Winnetka Park District Expense Analysis Dashboard

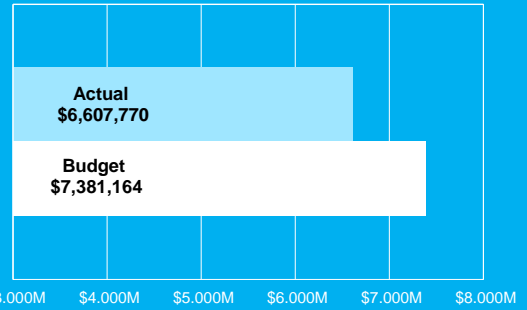
YTD  
As of 09/30/2018

Winnetka Park District

## Total Expense

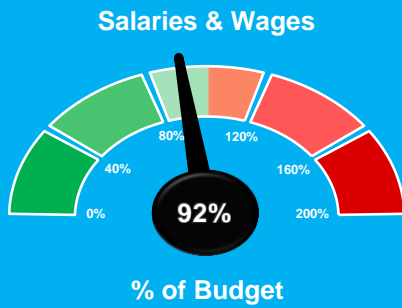


Total Expense




Winnetka Park District

## Salaries & Wages

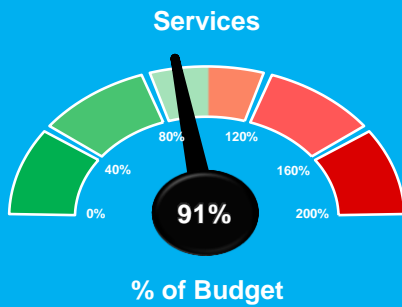


Salaries & Wages

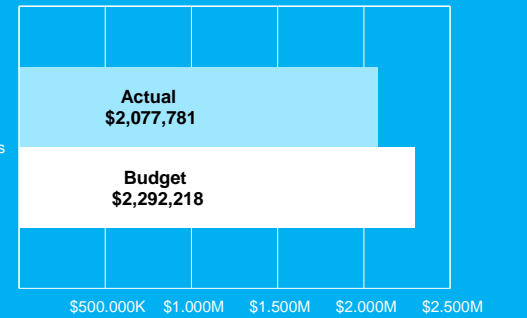


Winnetka Park District

## Services



Services



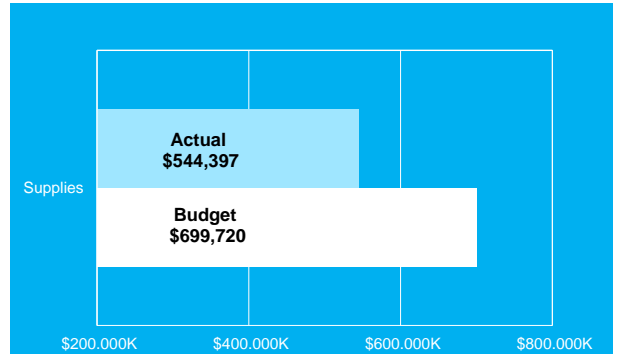
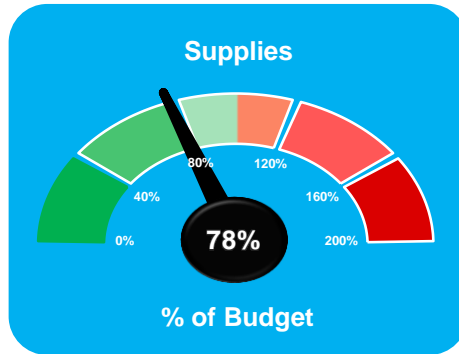


# Winnetka Park District Expense Analysis Dashboard

YTD  
As of 09/30/2018

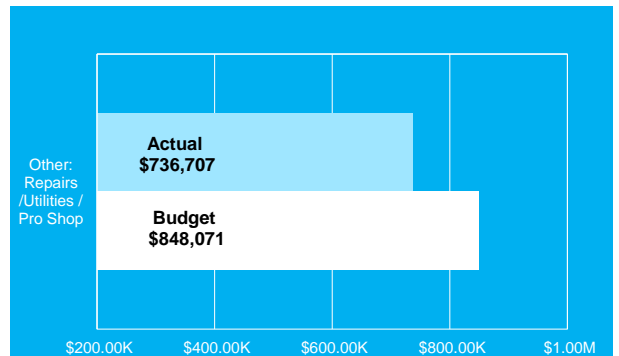
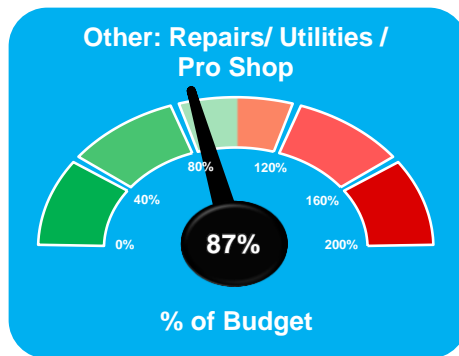
Winnetka Park District

## Supplies



Winnetka Park District

## Other: Repairs / Utilities /

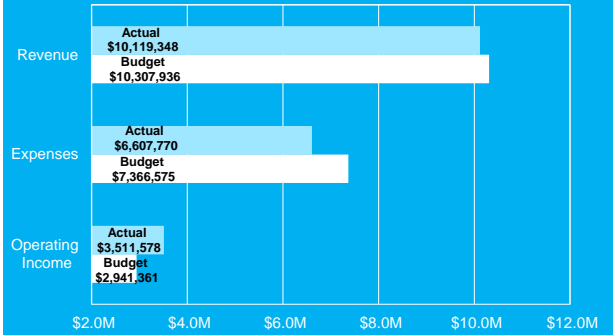
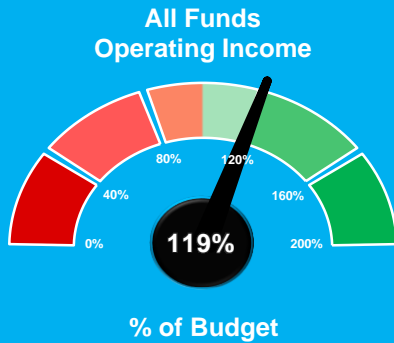


# Winnetka Park District Operating Income Dashboard

YTD  
As of 09/30/2018

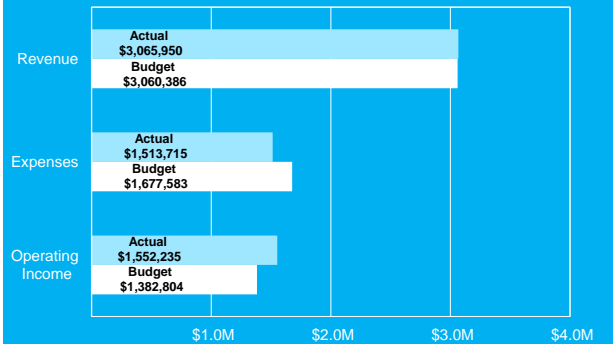
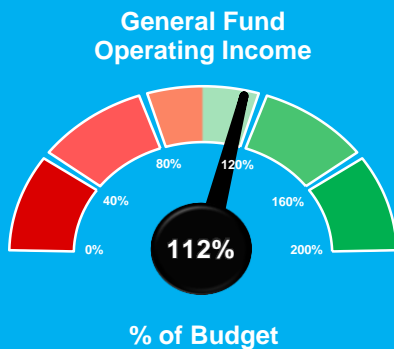
Winnetka Park District

## All Funds



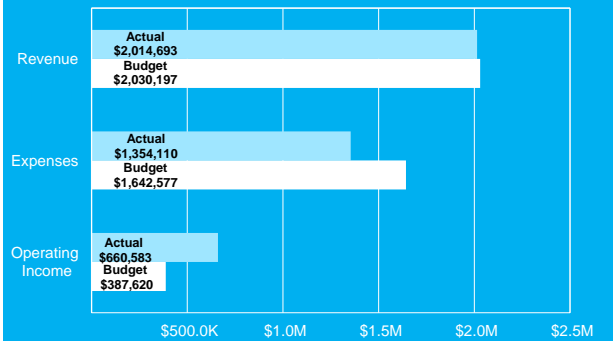
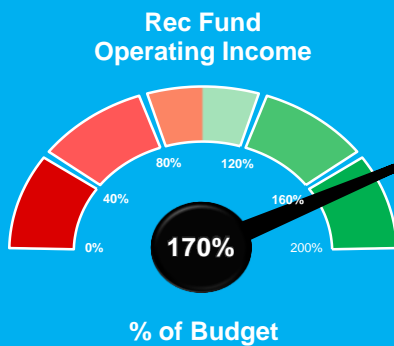
Winnetka Park District

## General Fund



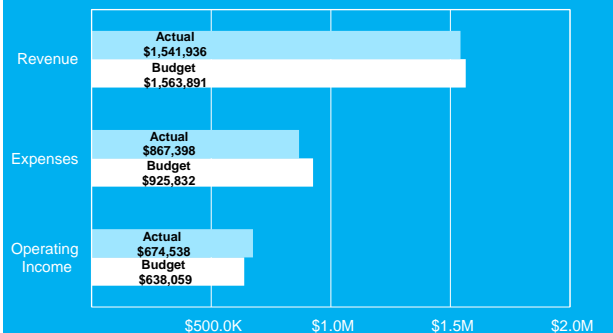
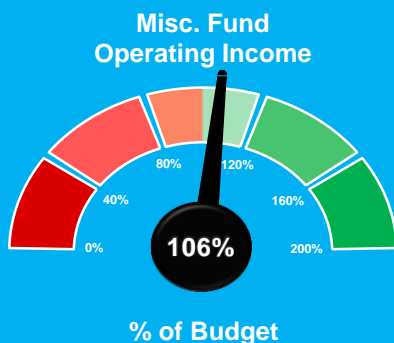
Winnetka Park District

## Rec Fund



Winnetka Park District

## Misc Fund

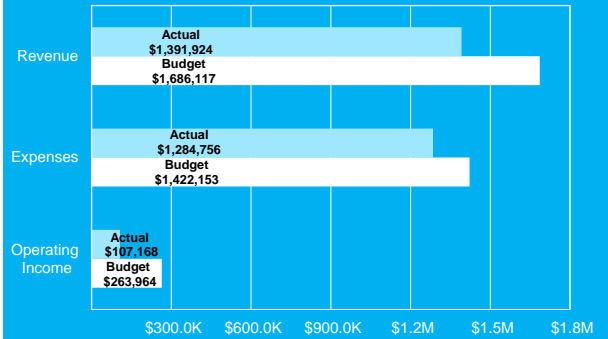
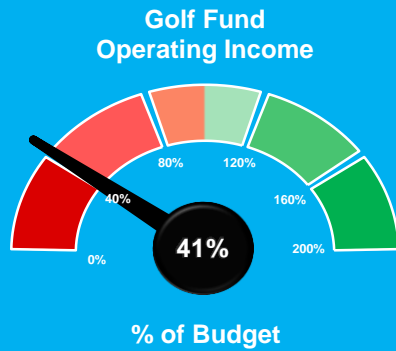


# Winnetka Park District Operating Income Dashboard

YTD  
As of 09/30/2018

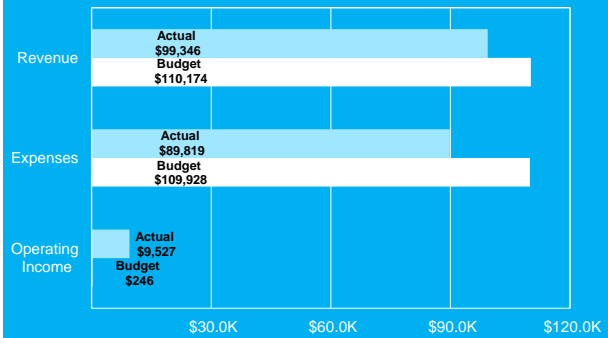
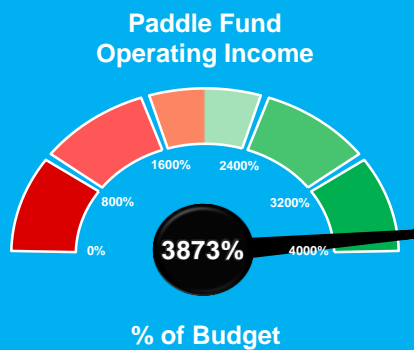
Winnetka Park District

## Golf Fund



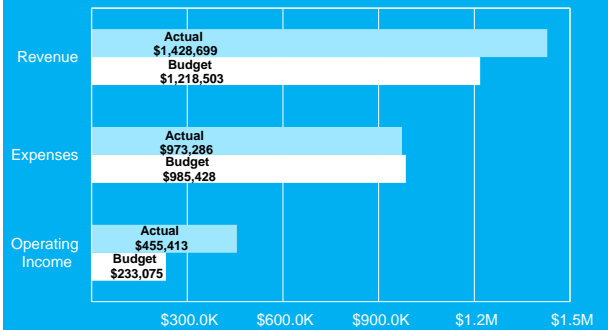
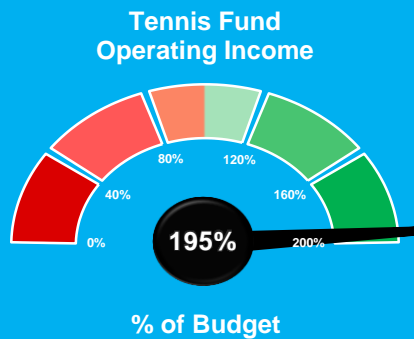
Winnetka Park District

## Paddle Fund



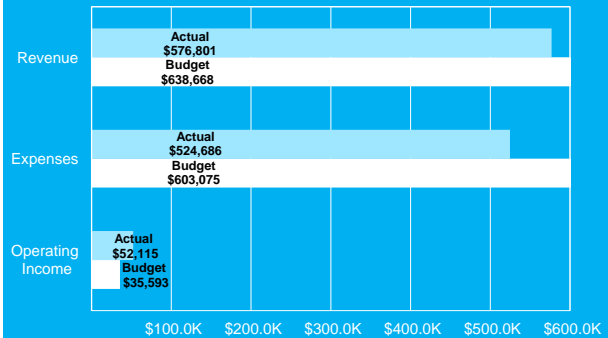
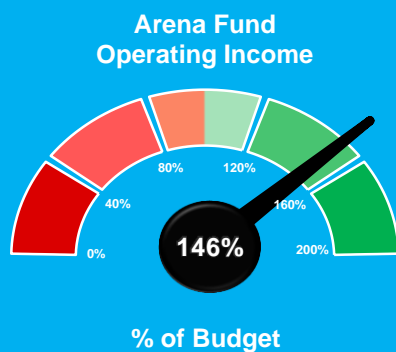
Winnetka Park District

## Tennis Fund



Winnetka Park District

## Arena Fund



# Winnetka Park District Other Metrics Dashboard

YTD  
As of 09/30/2018

Winnetka Park District

## Capitals

