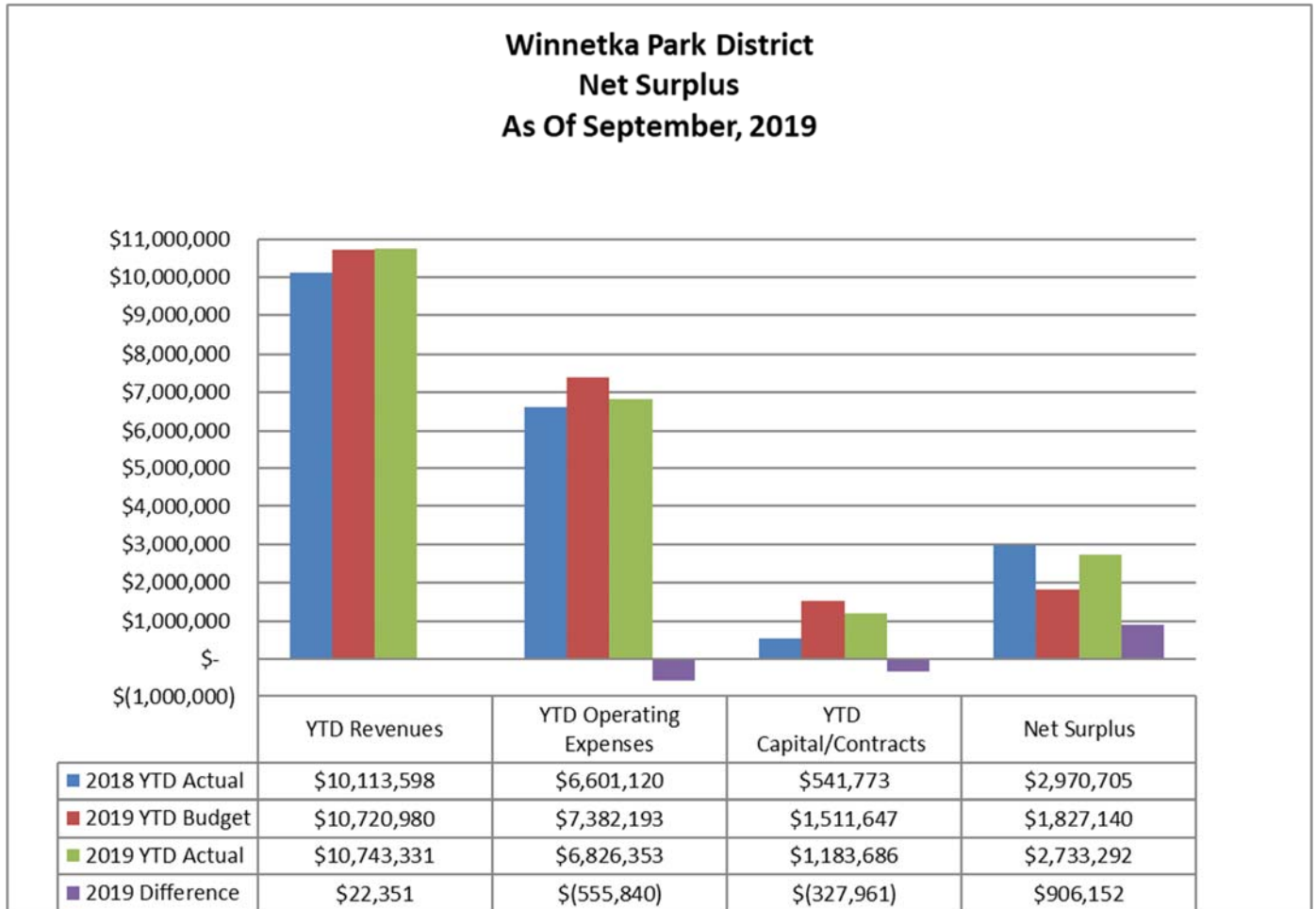


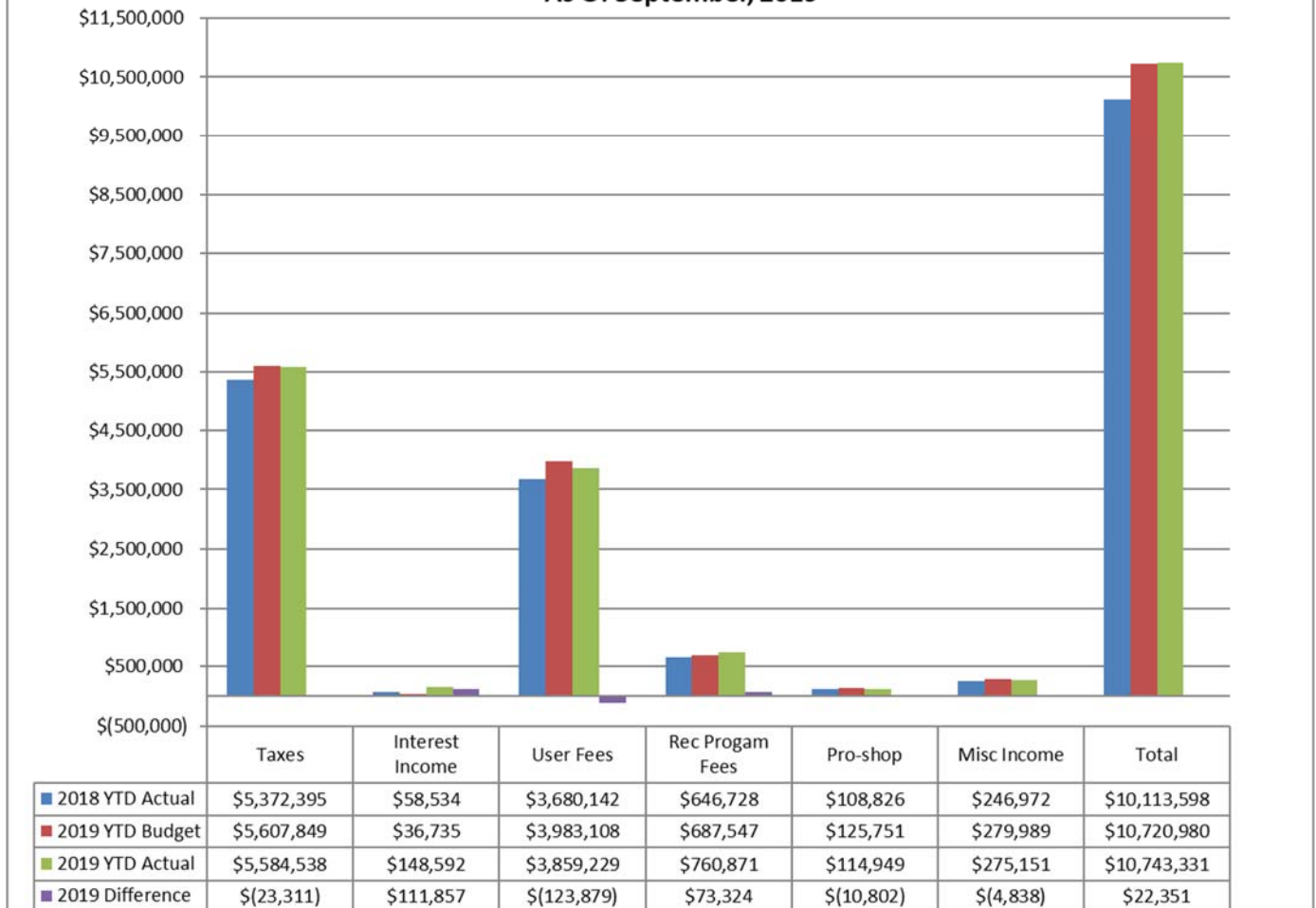
SEPTEMBER 2019 FINANCIAL SUMMARY
FOR ALL FUNDS COMBINED- UNAUDITED



Net Surplus/(Deficit) is \$906,152 above year-to-date budget

- Revenues are \$22,351 above year-to-date budget
- Operating Expenses are \$555,840 below year-to-date budget
- Capitals/Contracts Payable are \$327,961 below year-to-date budget

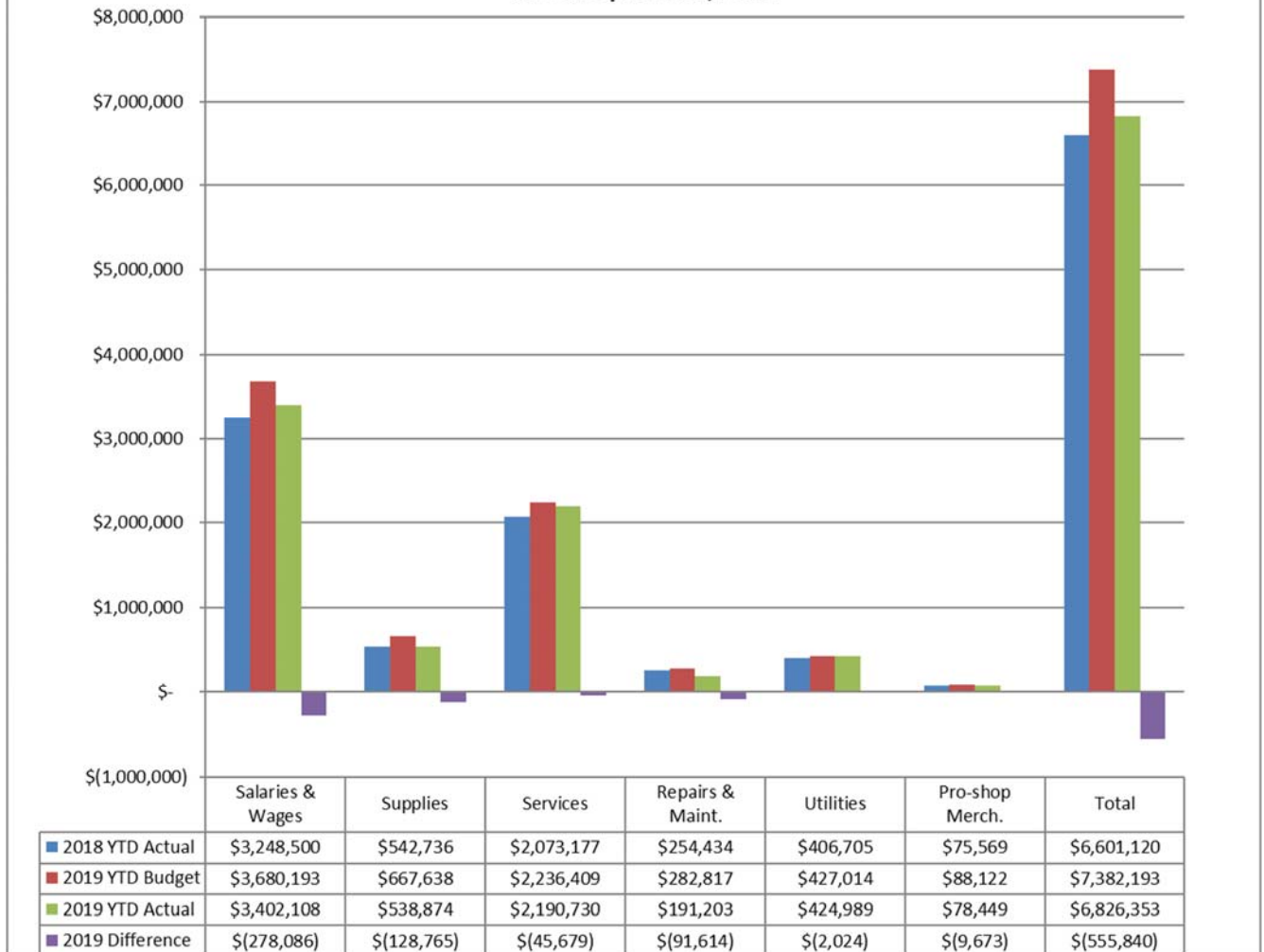
**Winnetka Park District
Revenues
As Of September, 2019**



Revenues are \$22,351 above year-to-date budget:

- Total revenues are 100.2% of year-to-date budget
- Taxes are \$23,311 below year-to-date budget
- Interest income is \$111,857 above year-to-date budget and \$90,058 above the 2018 year-to-date amount
- User Fees are \$123,879 below year-to-date budget; while Golf user fees are \$311,860 below year-to-date budget, Tennis and Ice Arena user fees are \$138,966 and \$46,277, respectively, above year-to-date budget
- Rec Program Fees are \$73,324 above year-to-date budget; camps are a total of \$57,180 above budget and \$104,509 over 2018 year to date totals.

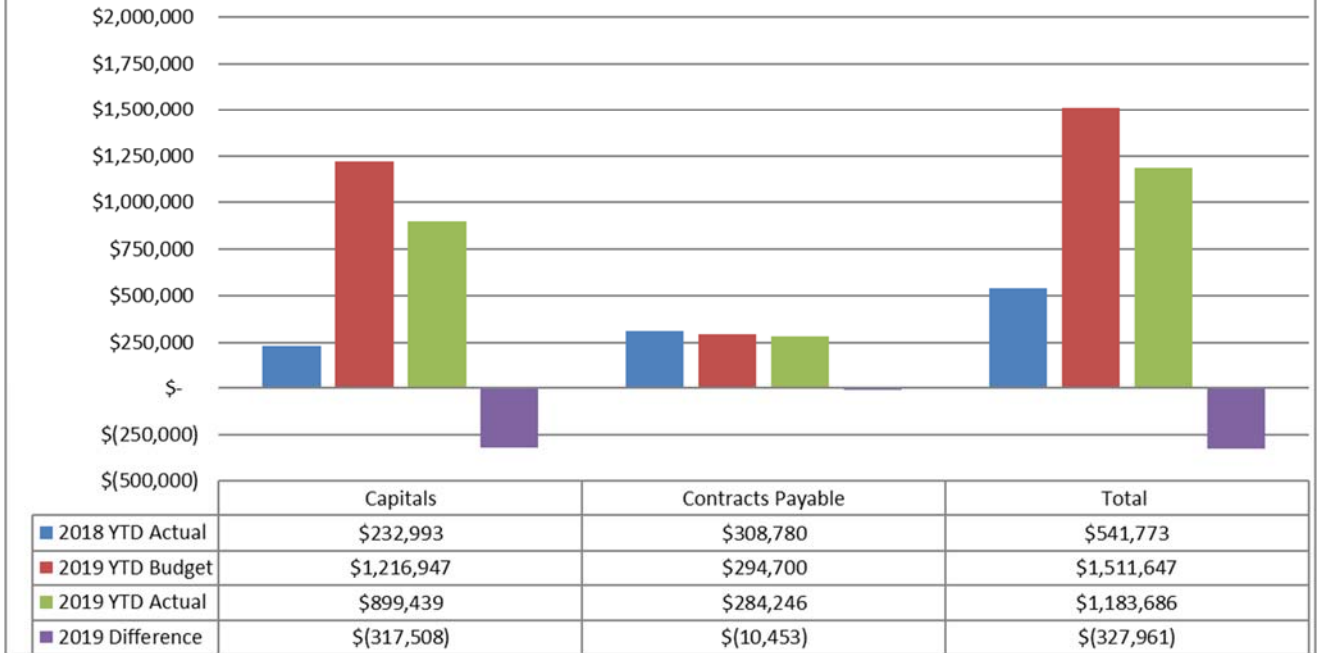
**Winnetka Park District
Operating Expenses
As Of September, 2019**



Operating expenses are \$555,840 or 7.5% below year-to-date budget:

- Salaries & Wages are \$278,086 below year-to-date budget
 - Parks are under budget by \$23,816 for part-time staff
 - Recreation – Athletic Fields are under budget \$12,750 for part-time staff and beaches are under budget by \$32,141 for attendants and workmen
 - Salaries in the Golf Fund are below budget by a combined \$142,161
 - Ice Arena salaries are under budget by a total of \$27,928
- Supplies are \$128,765 below year-to-date budget due to the timing of purchases
- Services are \$45,679 below year-to-date budget
 - Reduced FICA/IMRF payments correspond to the lower salaries
 - General Fund contract services are under budget by \$54,588 for medical expenses and \$21,055 due to fundraising consultant
 - Boat Launch contract services are under budget by \$22,247 due to dredging
- Repairs & Maintenance are \$91,614 below budget across all funds

**Winnetka Park District
Capitals / Contracts Payable
As Of September, 2019**



Capitals/Contracts Payable are \$327,961 below year-to-date budget:

- Capitals are \$317,508 below budget as a number of projects are just now getting underway (park paths and paving, security cameras) and some projects will be deferred to future fiscal years due to the effect of other possible project timing (i.e. golf course storm water and lakefront masterplan improvements)
- Contracts Payable are \$10,453 below budget

Winnetka Park District
Statement of Cash and Investments
For The Month Ended September 30, 2019

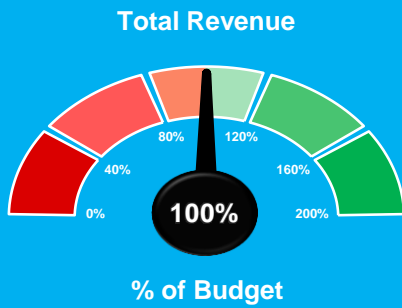
Bank Name	Amount	Annual Rate
CASH		
Petty Cash	1,520.97	
Harris Bank - Holiday Savings	17,958.38	
Illinois Funds	77,890.34	2.12%
N Corwin Fund	38,011.83	0.50%
Harris Bank - Operating	201,048.03	
Harris - Money Market	490,527.35	0.45%
Harris Bank - Payroll	<u>18,687.06</u>	
Total Cash	845,643.96	
INVESTMENTS		
Harris Bank - CD's	0.00	
IPDLAF - Money Market	1,051,294.71	1.96%
Pacific Western Bank (Acquired Security Pacific Bank, Los /	246,000.00	2.65%
Unity Bank, NJ - CD	246,000.00	2.55%
Bank Ozk (Formerly Bank Of The Ozarks), AR - CD	248,000.00	2.31%
Orrstown Bank, PA - CD	248,000.00	2.30%
Bankunited (Acquired Bankunited, Fsb, Coral Gables, FI), FI	248,000.00	2.22%
Fieldpoint Private Bank & Trust, CT - CD	248,000.00	2.29%
First Internet Bank Of Indiana, IN - CD	246,000.00	2.50%
Modern Bank, N.A., NY - CD	246,000.00	2.65%
Landmark Community Bank, TN - CD	246,000.00	2.50%
Western Alliance Bank, AZ - CD	246,000.00	2.55%
American Investor Bank & Mortgage, MN - CD	247,000.00	2.40%
Prospect Bank (Formerly Edgar County Bk & Trust), IL - CD	247,000.00	2.40%
Mission National Bank, CA - CD	247,000.00	2.30%
First Capital Bank, TN - CD	247,000.00	2.20%
Prudential Savings Bank, PA - CD	247,000.00	2.05%
Merrick Bank, UT - CD	247,000.00	1.95%
North Shore Community Bank Max Safe Money Market	3,740,454.69	2.27%
North Shore Community Bank CD	<u>1,260,933.68</u>	2.65%
Total Investments	10,002,683.08	2.11%
TOTAL CASH & INVESTMENTS	10,848,327.04	

Winnetka Park District Revenue Analysis Dashboard

YTD
As of 09/30/2019

Winnetka Park District

Total Revenue



Total Revenue

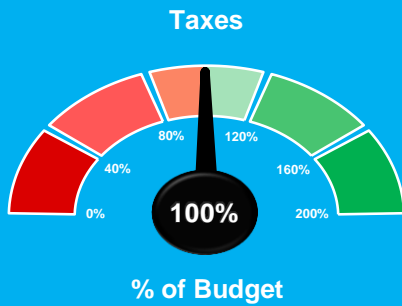
Actual
\$10,743,331

Budget
\$10,720,980

\$5.000M \$6.000M \$7.000M \$8.000M \$9.000M \$10.000M \$11.000M

Winnetka Park District

Taxes



Taxes

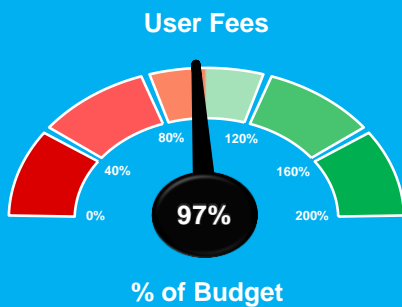
Actual
\$5,584,538

Budget
\$5,607,849

\$1.000M \$2.000M \$3.000M \$4.000M \$5.000M \$6.000M

Winnetka Park District

User Fees



User Fees

Actual
\$3,859,229

Budget
\$3,983,108

\$1.000M \$2.000M \$3.000M \$4.000M \$5.000M

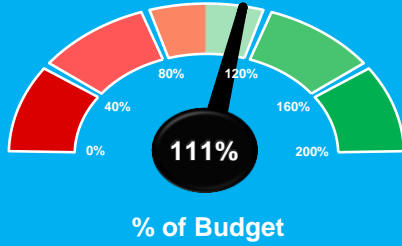
Winnetka Park District Revenue Analysis Dashboard

YTD
As of 09/30/2019

Winnetka Park District

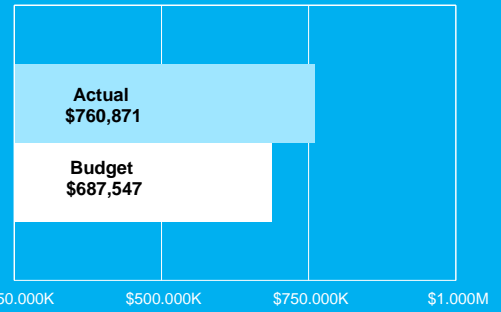
Rec Program

Rec Program Fees



% of Budget

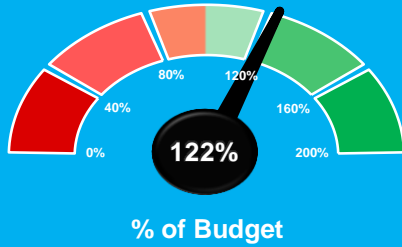
Rec Program Fees



Winnetka Park District

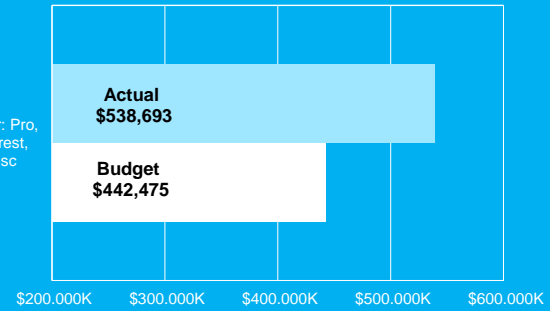
Other: Pro, Misc, Interest

Other: Pro, Interest, Misc



% of Budget

Other: Pro, Interest, Misc

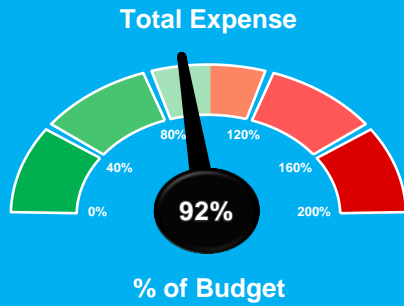


Winnetka Park District Expense Analysis Dashboard


YTD
As of 09/30/2019

Winnetka Park District

Total Expense

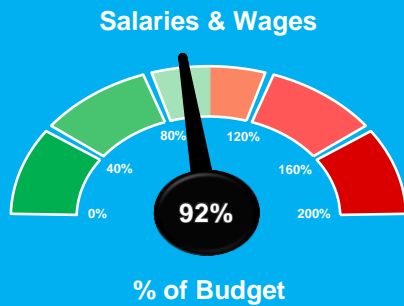


Total Expense

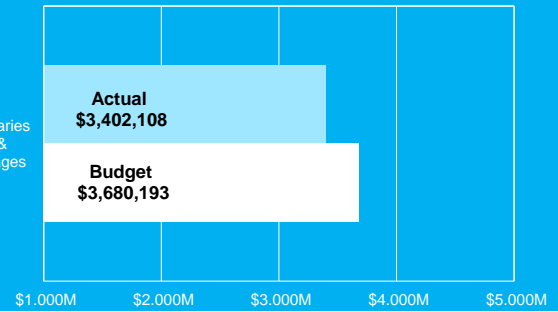


Winnetka Park District

Salaries & Wages

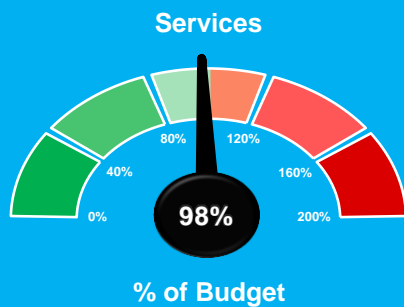


Salaries & Wages

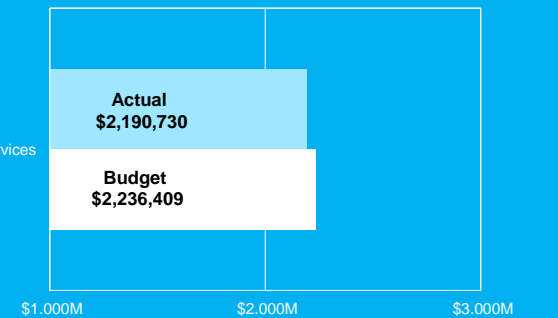


Winnetka Park District

Services



Services

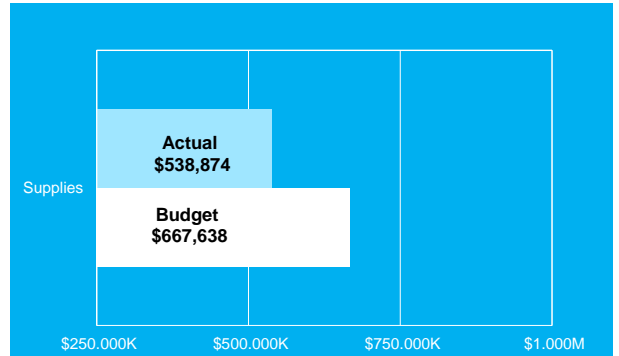
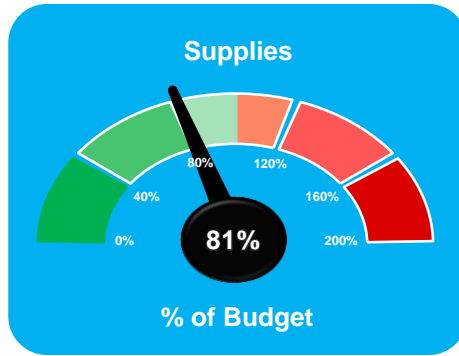


Winnetka Park District Expense Analysis Dashboard

YTD
As of 09/30/2019

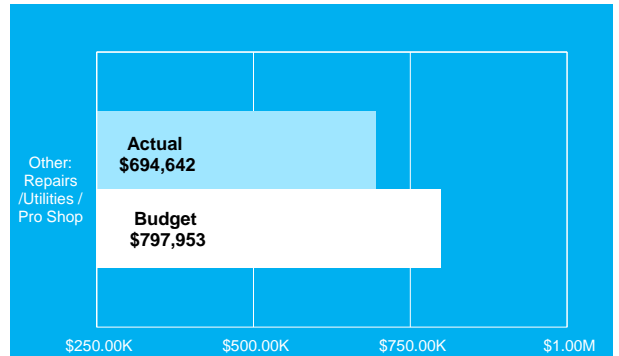
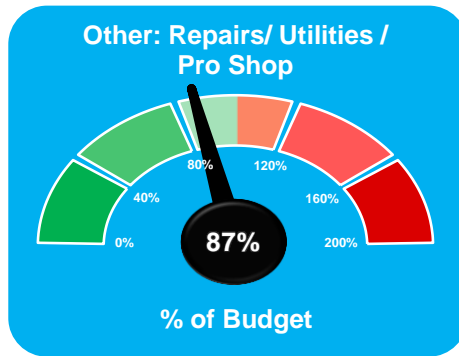
Winnetka Park District

Supplies



Winnetka Park District

Other: Repairs / Utilities /

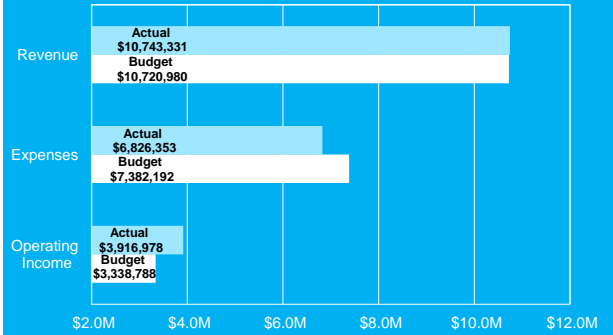
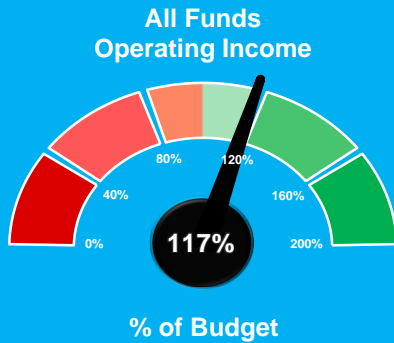


Winnetka Park District Operating Income Dashboard

YTD
As of 09/30/2019

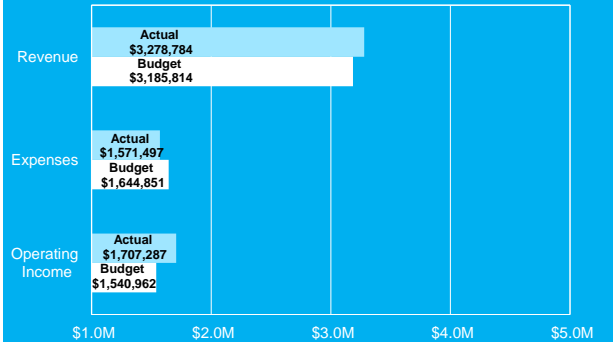
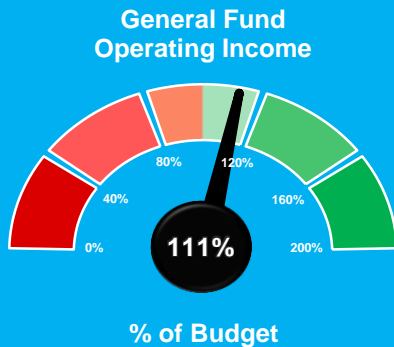
Winnetka Park District

All Funds



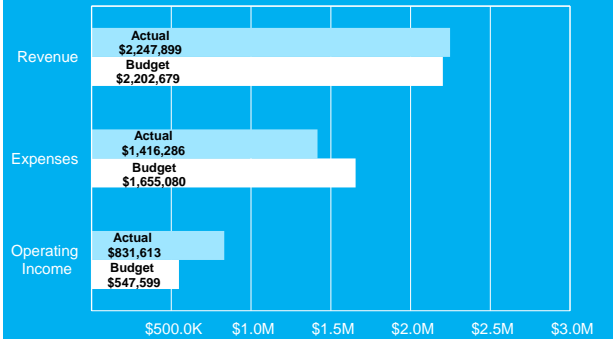
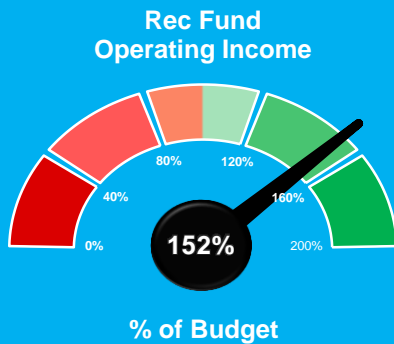
Winnetka Park District

General Fund



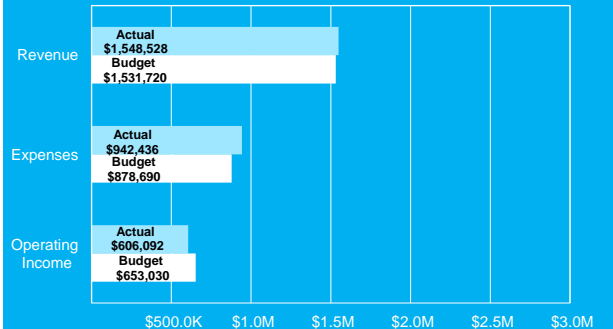
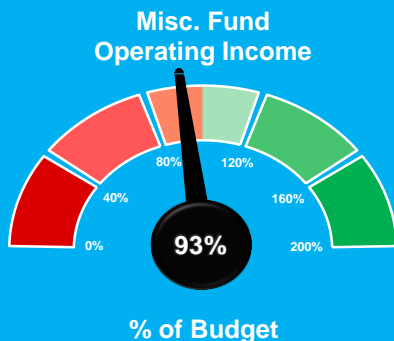
Winnetka Park District

Rec Fund



Winnetka Park District

Misc Fund

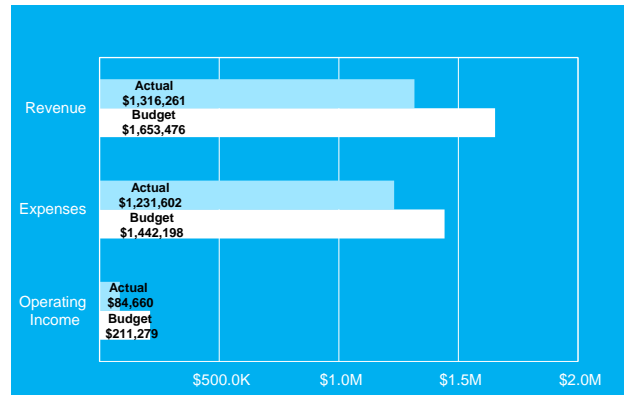
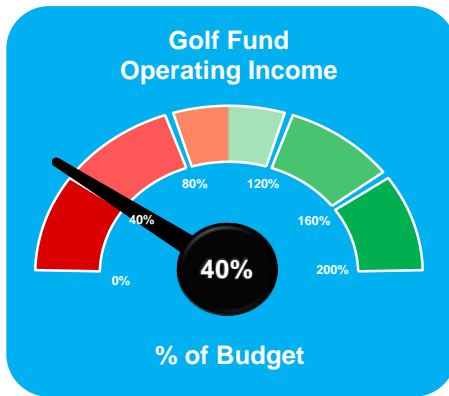


Winnetka Park District Operating Income Dashboard

YTD
As of 09/30/2019

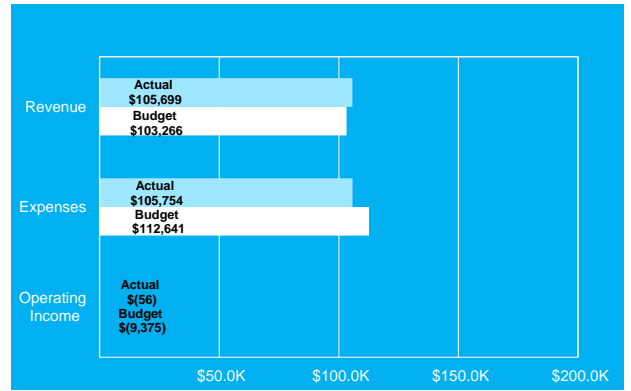
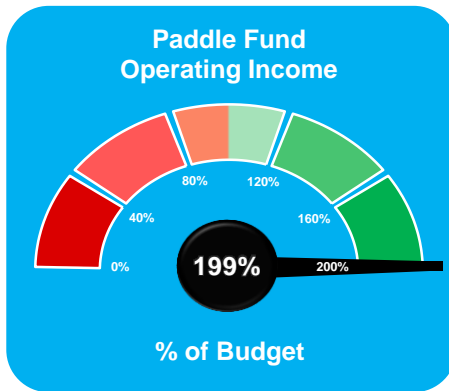
Winnetka Park District

Golf Fund



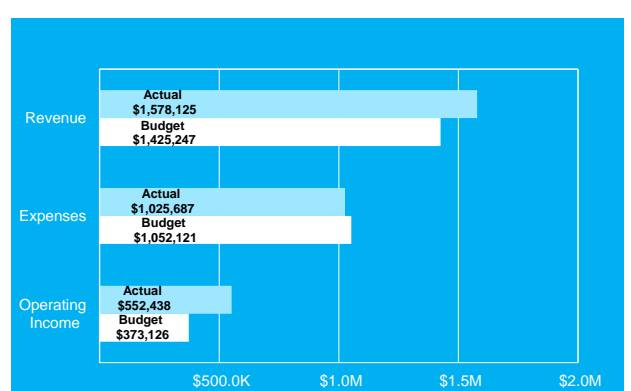
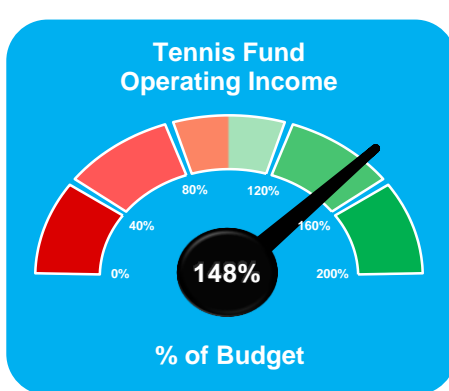
Winnetka Park District

Paddle Fund



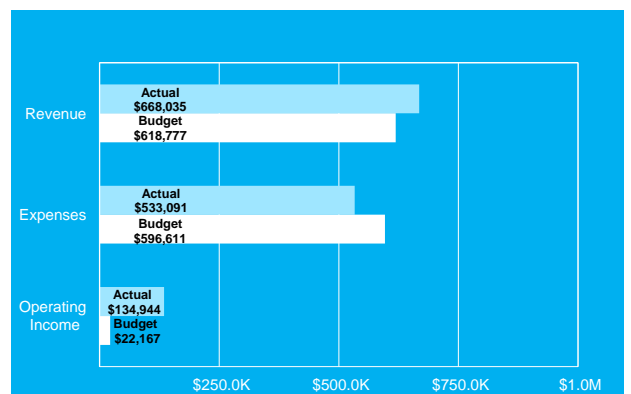
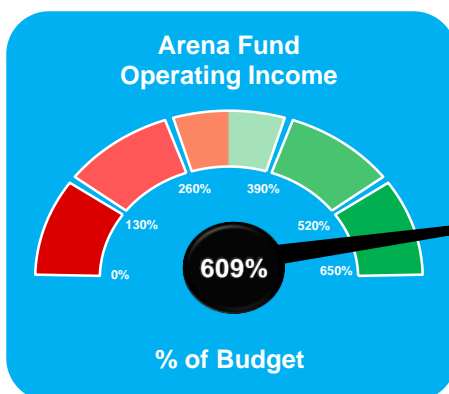
Winnetka Park District

Tennis Fund



Winnetka Park District

Arena Fund



Winnetka Park District Other Metrics Dashboard

YTD
As of 09/30/2019

Winnetka Park District

Capitals

