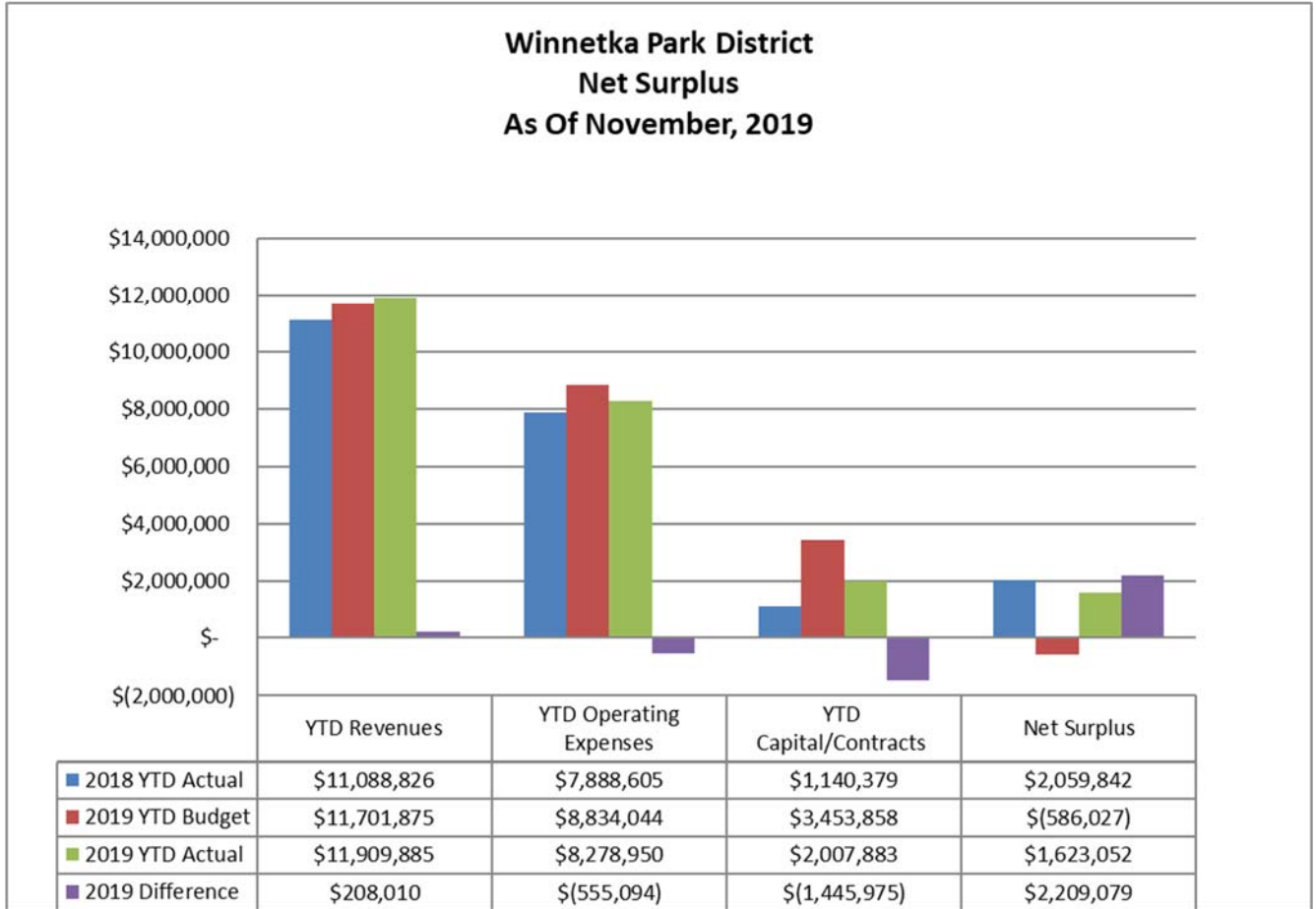


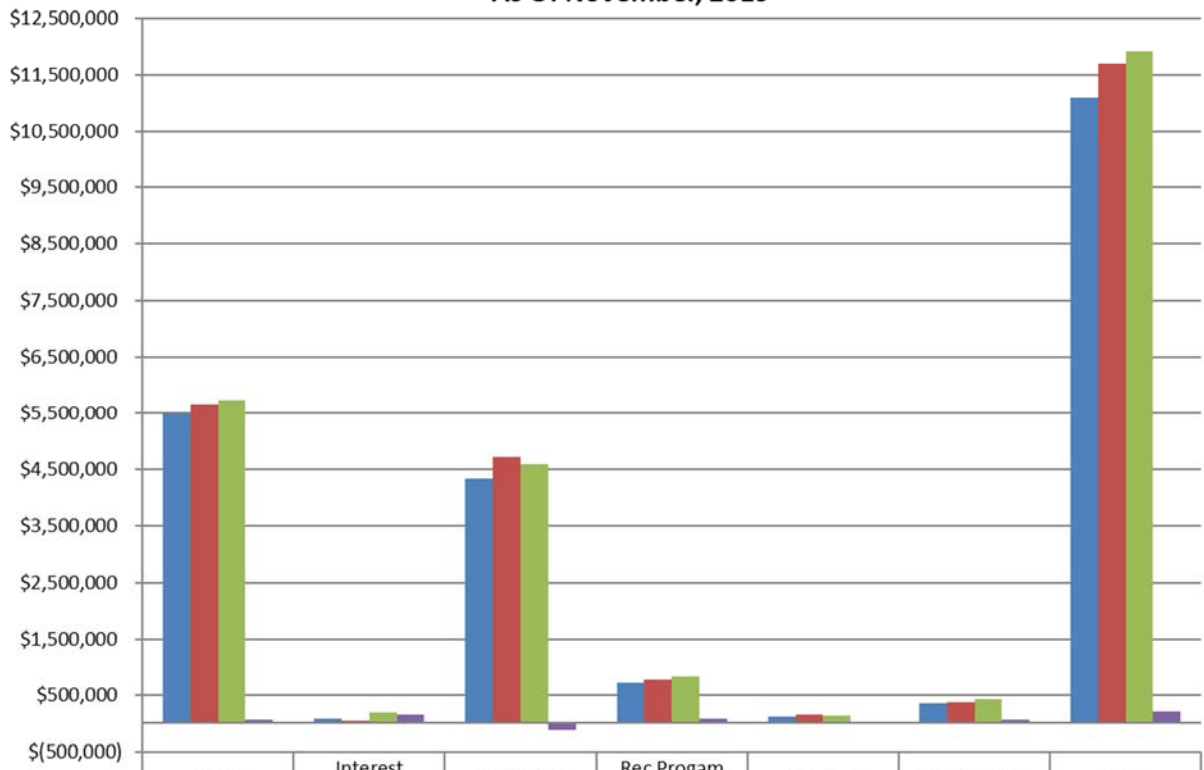
**NOVEMBER 2019 FINANCIAL SUMMARY**  
**FOR ALL FUNDS COMBINED- UNAUDITED**



**Net Surplus/(Deficit) is 2,209,079 above year-to-date budget**

- Revenues are \$208,010 above year-to-date budget
- Operating Expenses are \$555,094 below year-to-date budget
- Capitals/Contracts Payable are \$1,445,975 below year-to-date budget

**Winnetka Park District  
Revenues  
As Of November, 2019**

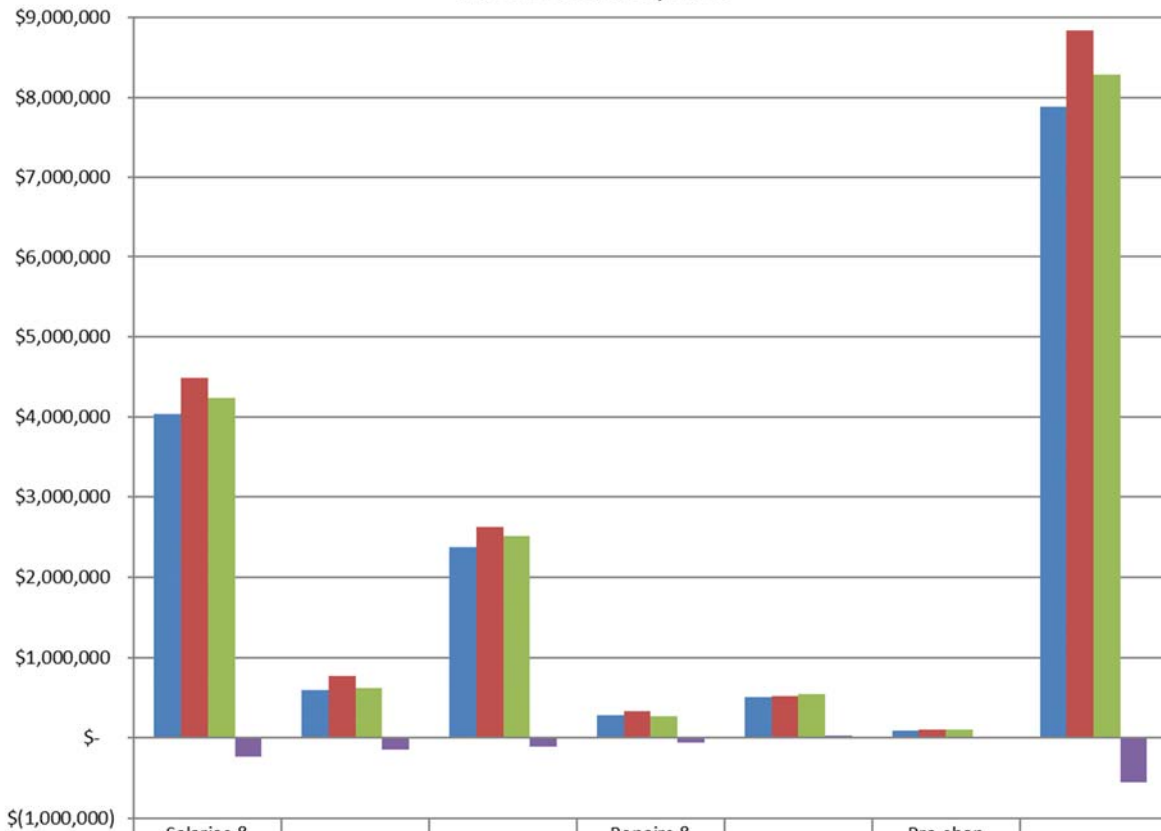


	Taxes	Interest Income	User Fees	Rec Program Fees	Pro-shop	Misc Income	Total
2018 YTD Actual	\$5,478,571	\$84,459	\$4,335,981	\$720,768	\$122,788	\$346,260	\$11,088,826
2019 YTD Budget	\$5,661,097	\$44,899	\$4,711,364	\$767,874	\$141,437	\$375,204	\$11,701,875
2019 YTD Actual	\$5,724,419	\$189,447	\$4,588,523	\$843,720	\$134,327	\$429,449	\$11,909,885
2019 Difference	\$63,322	\$144,548	\$(122,841)	\$75,846	\$(7,110)	\$54,245	\$208,010

**Revenues are \$208,010 above year-to-date budget:**

- Total revenues are 101.8% of year-to-date budget
- Taxes are \$63,322 above year-to-date budget
- Interest income is \$144,548 above year-to-date budget and \$104,987 above the 2018 year-to-date amount
- User Fees are \$122,841 below year-to-date budget; while Golf user fees are \$338,966 below year-to-date budget, Tennis and Ice Arena user fees are \$182,121 and \$52,167, respectively, above year-to-date budget
- Rec Program Fees are \$75,846 above year-to-date budget; camps are a total of \$57,350 above budget and \$122,953 over 2018 year to date totals

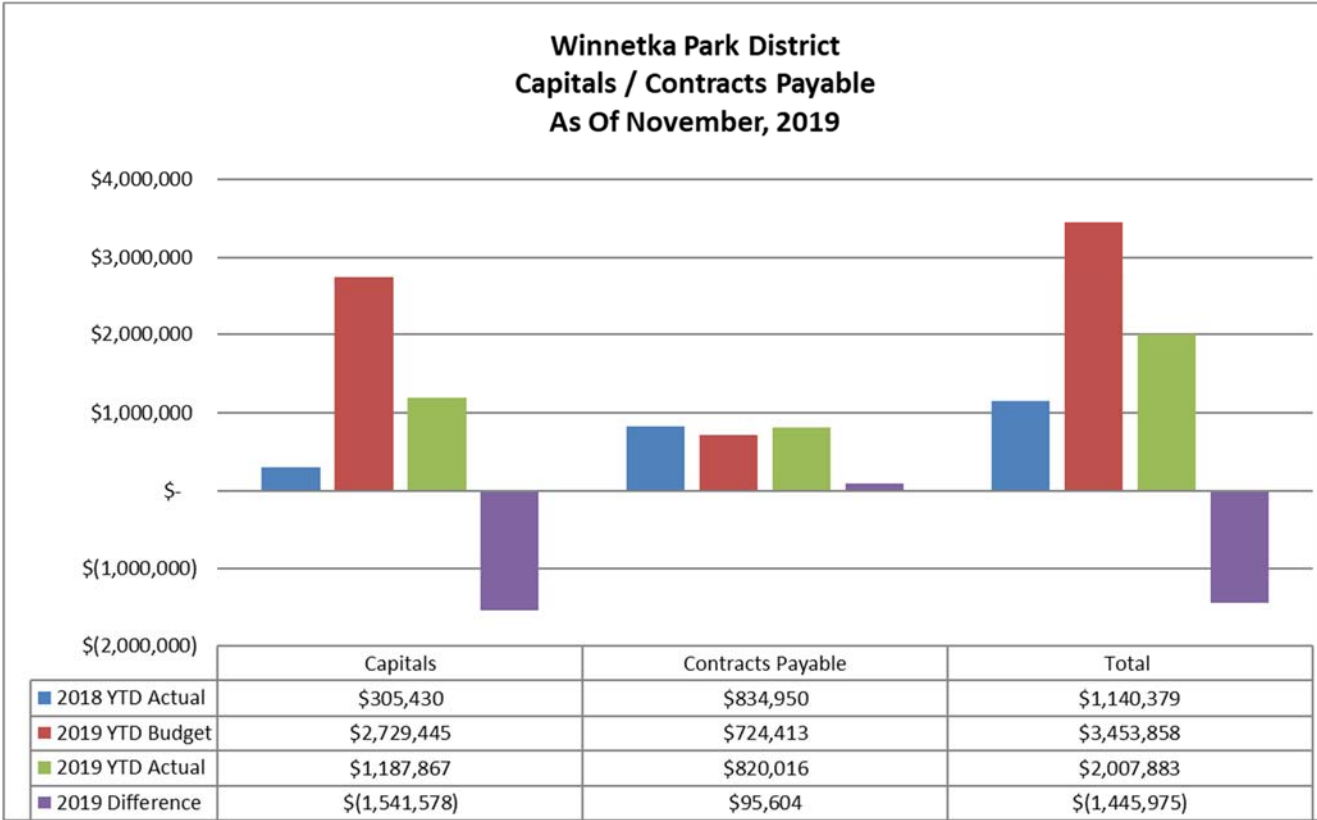
**Winnetka Park District  
Operating Expenses  
As Of November, 2019**



	Salaries & Wages	Supplies	Services	Repairs & Maint.	Utilities	Pro-shop Merch.	Total
2018 YTD Actual	\$4,037,981	\$598,586	\$2,371,124	\$286,676	\$508,046	\$86,192	\$7,888,605
2019 YTD Budget	\$4,487,877	\$769,188	\$2,622,009	\$331,423	\$523,288	\$100,259	\$8,834,044
2019 YTD Actual	\$4,245,471	\$617,381	\$2,506,955	\$269,865	\$546,201	\$93,076	\$8,278,950
2019 Difference	\$(242,407)	\$(151,807)	\$(115,054)	\$(61,558)	\$22,913	\$(7,183)	\$(555,094)

**Operating expenses are \$555,094 or 6.3% below year-to-date budget:**

- Salaries & Wages are \$242,407 below year-to-date budget
  - Parks are under budget by \$22,234 for part-time staff
  - Recreation – Athletic Fields are under budget \$14,479 for part-time staff and beaches are under budget by \$32,141 for attendants and workmen
  - Salaries in the Golf Fund are below budget by a combined \$140,867
  - Ice Arena salaries are under budget by a total of \$21,876
- Supplies are \$151,807 below year-to-date budget as departments watch their spending
- Services are \$115,054 below year-to-date budget
  - Reduced FICA/IMRF payments correspond to the lower salaries
  - General Fund contract services are under budget by \$35,894 for medical expenses and \$25,000 due to fundraising consultant
  - Boat Launch contract services are under budget by \$22,061 due to dredging
- Repairs & Maintenance are \$61,558 below budget across all funds



**Capitals/Contracts Payable are \$1,445,975 below year-to-date budget:**

- Capitals are \$1,541,578 below budget as a number of projects are underway (park paths and paving, security cameras) but not yet paid for. Additionally, some projects will be deferred to future fiscal years due to the effect of other possible project timing (i.e. golf course storm water and lakefront masterplan improvements)
- Contracts Payable are \$95,604 above budget as a portion of the principal and interest payments due December 1<sup>st</sup> were funded in November but budgeted to be funded in December

**Winnetka Park District  
Statement of Cash and Investments  
For The Month Ended November 30, 2019**

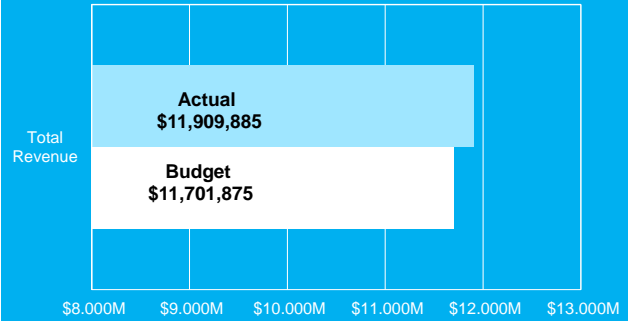
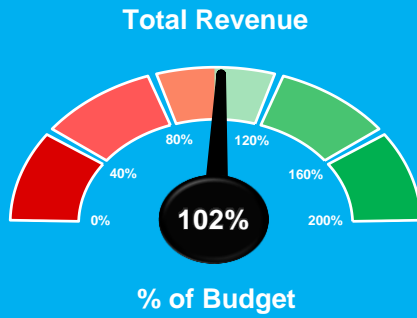
<b>Bank Name</b>	<b>Amount</b>	<b>Annual Rate</b>
<b>CASH</b>		
Petty Cash	1,520.97	
Harris Bank - Holiday Savings	22,685.08	
Illinois Funds	78,130.47	1.76%
N Corwin Fund	38,043.51	0.50%
Harris Bank - Operating	264,041.64	
Harris - Money Market	82.52	0.45%
Harris Bank - Payroll	<u>36,099.74</u>	
<b>Total Cash</b>	<b>440,603.93</b>	
<b>INVESTMENTS</b>		
Harris Bank - CD's	0.00	
IPDLAF - Money Market	1,803,565.36	1.66%
Landmark Community Bank, TN - CD	246,000.00	2.50%
Western Alliance Bank, AZ - CD	246,000.00	2.55%
American Investor Bank & Mortgage, MN - CD	247,000.00	2.40%
Prospect Bank (Formerly Edgar County Bk & Trust), IL - CD	247,000.00	2.40%
Pacific Western Bank, CA - CD	248,000.00	1.95%
Bank Ozk, AR - CD	248,000.00	1.99%
Mission National Bank, CA - CD	247,000.00	2.30%
First Capital Bank, TN - CD	247,000.00	2.20%
Prudential Savings Bank, PA - CD	247,000.00	2.05%
Merrick Bank, UT - CD	247,000.00	1.95%
North Shore Community Bank Max Safe Money Market	5,019,395.13	1.97%
North Shore Community Bank CD	<u>0.00</u>	
<b>Total Investments</b>	<b>9,292,960.49</b>	<b>1.98%</b>
<b>TOTAL CASH &amp; INVESTMENTS</b>	<b>9,733,564.42</b>	

# Winnetka Park District Revenue Analysis Dashboard

YTD  
As of 11/30/2019

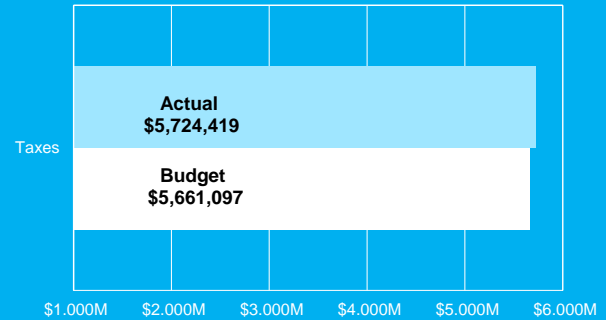
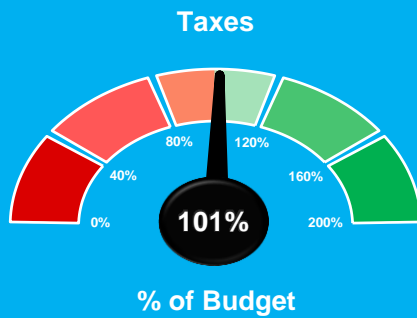
Winnetka Park District

## Total Revenue



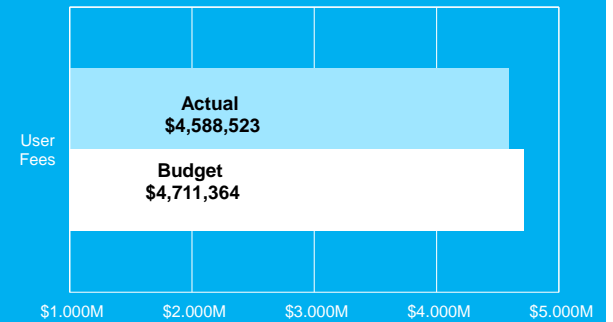
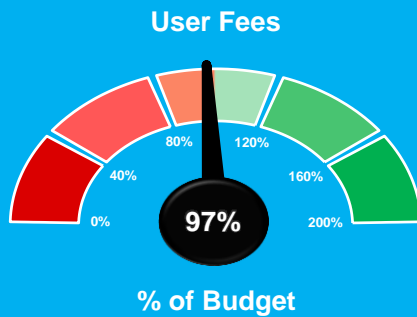
Winnetka Park District

## Taxes



Winnetka Park District

## User Fees



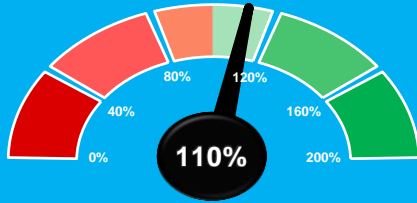
# Winnetka Park District Revenue Analysis Dashboard

YTD  
As of 11/30/2019

Winnetka Park District

## Rec Program

### Rec Program Fees



110%  
% of Budget

Rec Program Fees

Actual  
\$843,720

Budget  
\$767,874

\$250.000K

\$500.000K

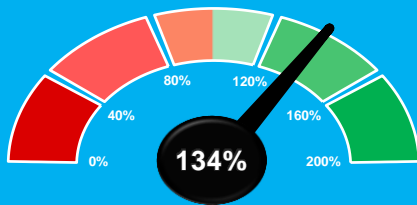
\$750.000K

\$1.000M

Winnetka Park District

## Other: Pro, Misc, Interest

### Other: Pro, Interest, Misc



134%  
% of Budget

Other: Pro, Interest, Misc

Actual  
\$753,222

Budget  
\$561,540

\$400.000K

\$500.000K

\$600.000K

\$700.000K

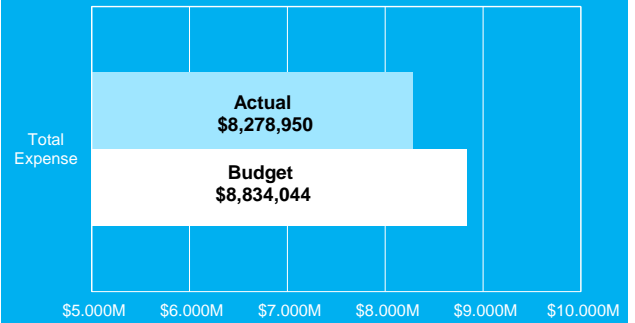
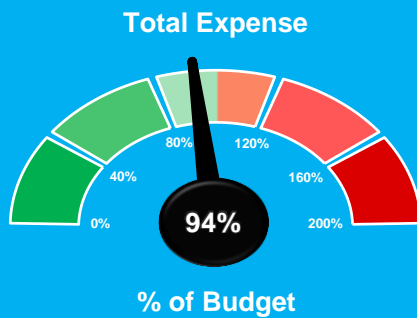
\$800.000K

# Winnetka Park District Expense Analysis Dashboard

YTD  
As of 11/30/2019

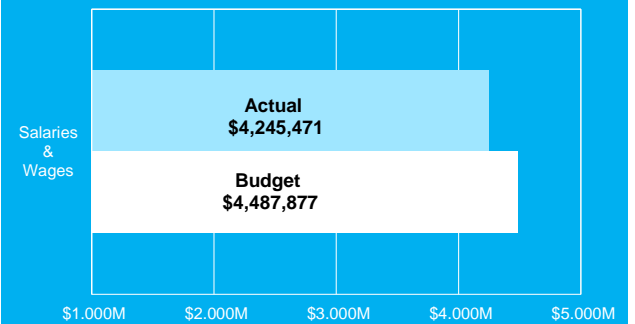
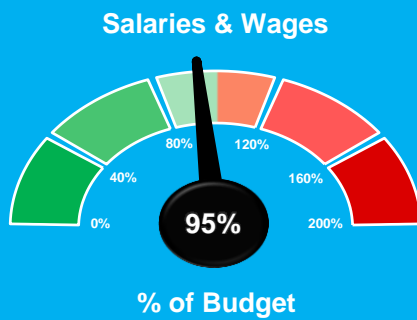
Winnetka Park District

## Total Expense



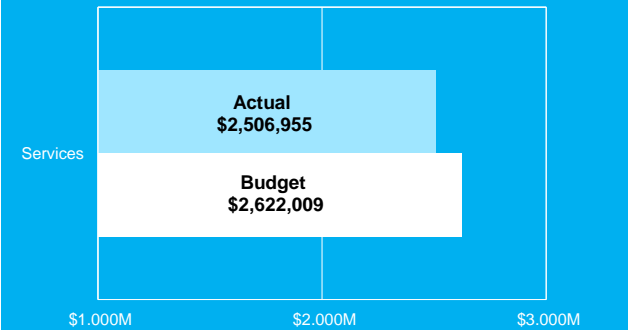
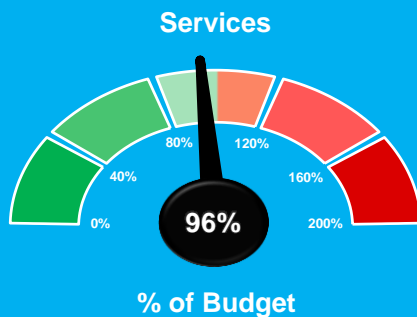
Winnetka Park District

## Salaries & Wages



Winnetka Park District

## Services



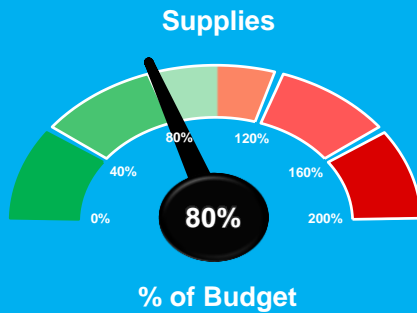


# Winnetka Park District Expense Analysis Dashboard

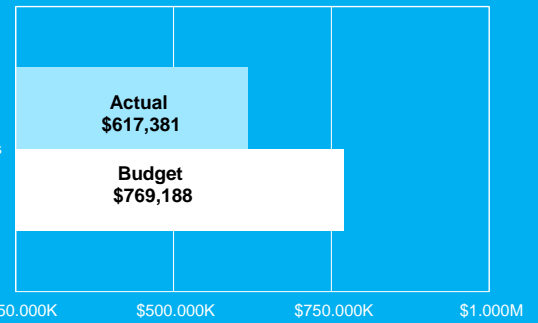
YTD  
As of 11/30/2019

Winnetka Park District

## Supplies

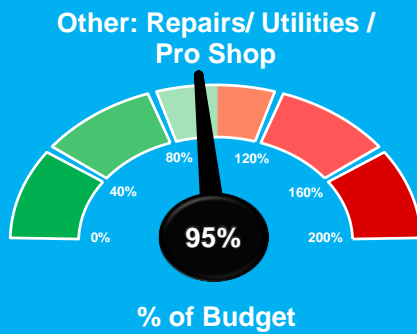


Supplies

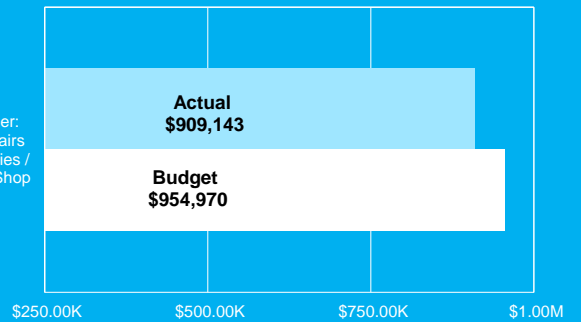


Winnetka Park District

## Other: Repairs / Utilities /



Other:  
Repairs  
/Utilities /  
Pro Shop

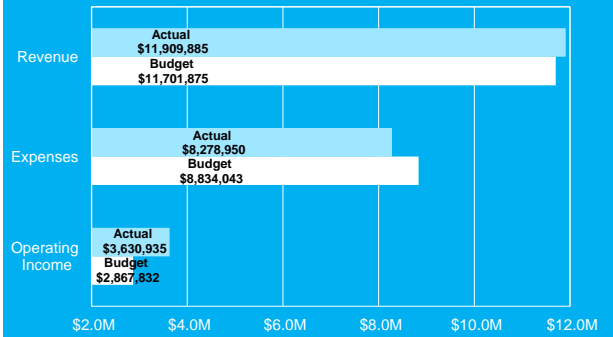
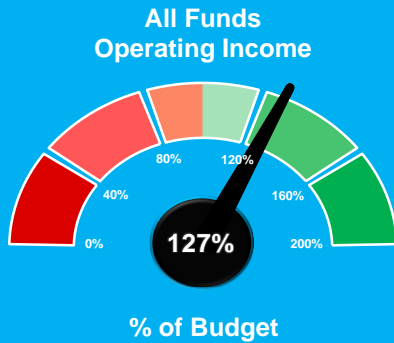


# Winnetka Park District Operating Income Dashboard

YTD  
As of 11/30/2019

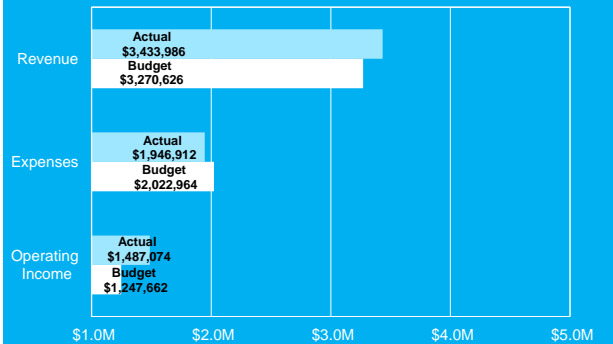
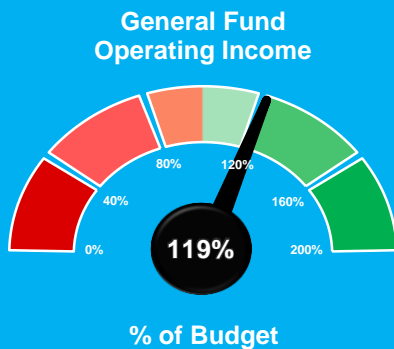
Winnetka Park District

## All Funds



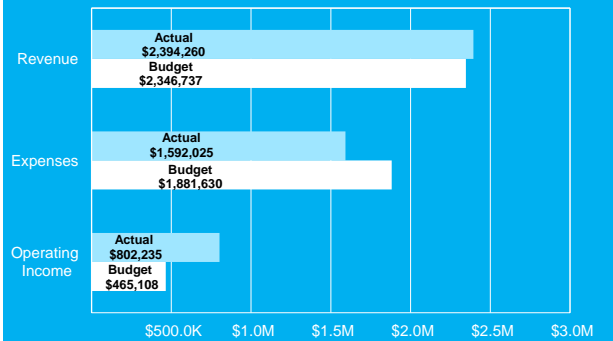
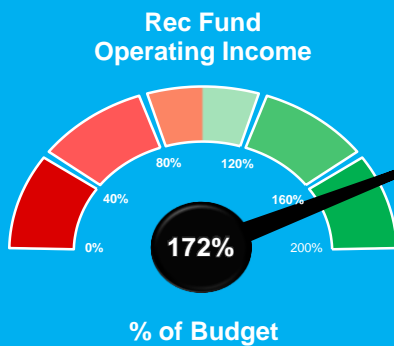
Winnetka Park District

## General Fund



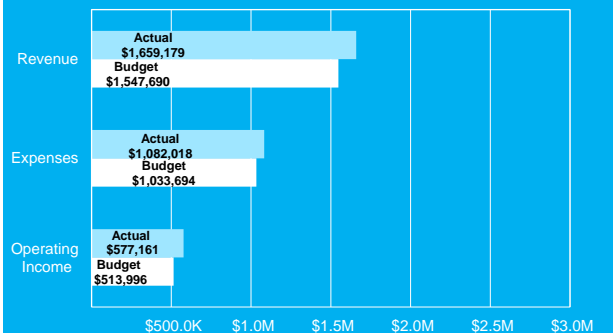
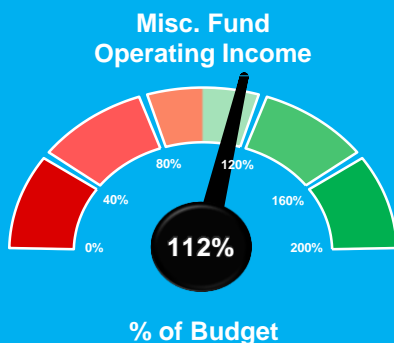
Winnetka Park District

## Rec Fund



Winnetka Park District

## Misc Fund

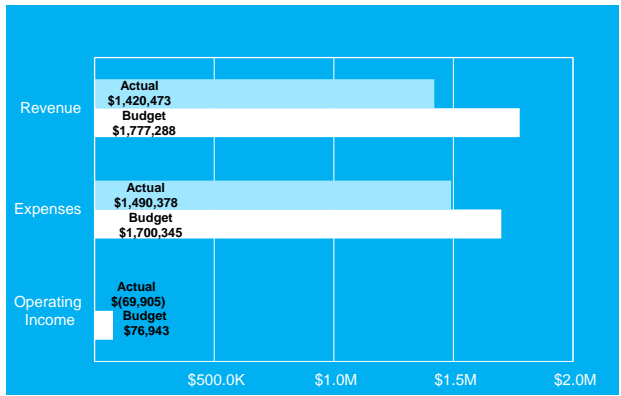
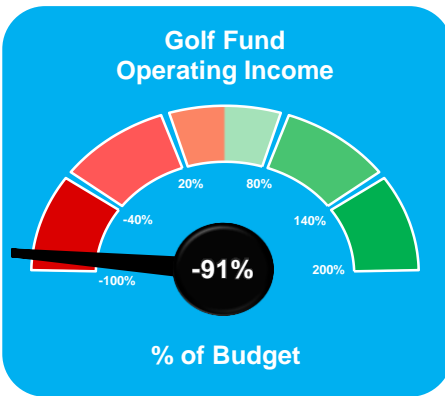


# Winnetka Park District Operating Income Dashboard

YTD  
As of 11/30/2019

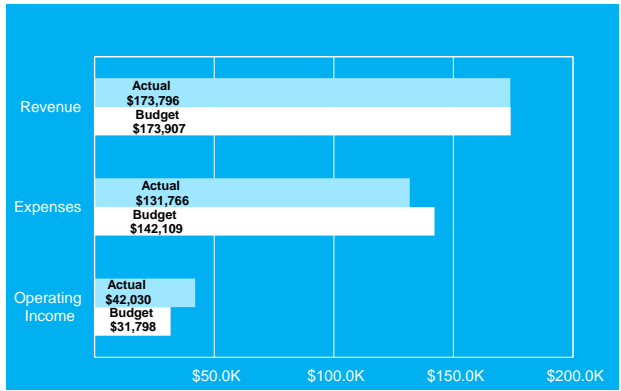
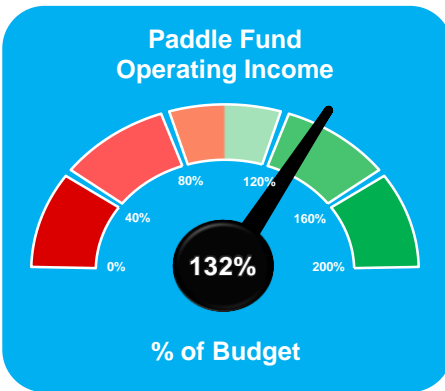
Winnetka Park District

## Golf Fund



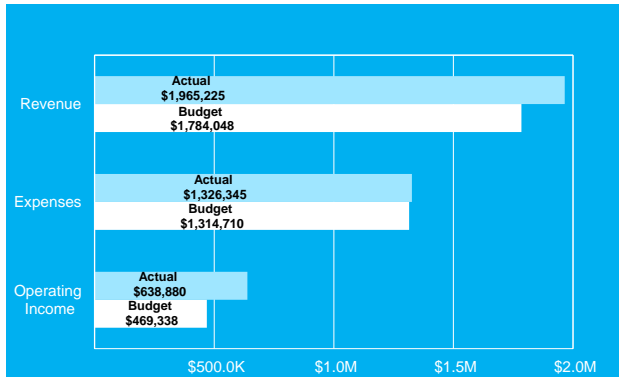
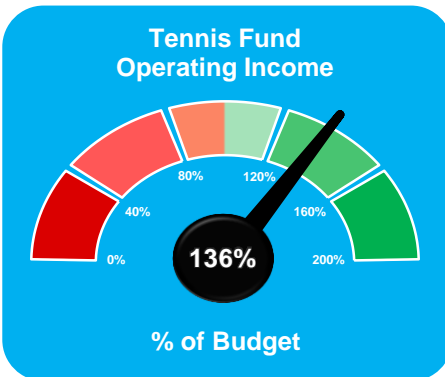
Winnetka Park District

## Paddle Fund



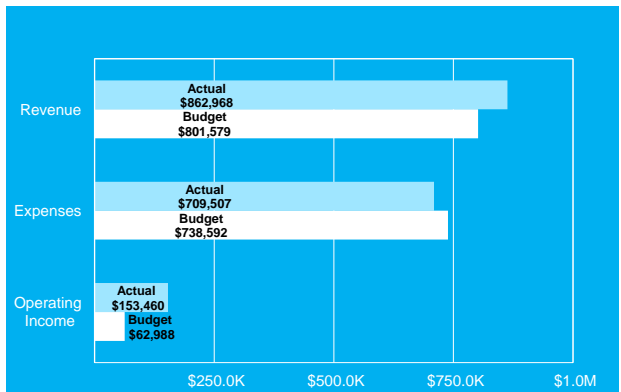
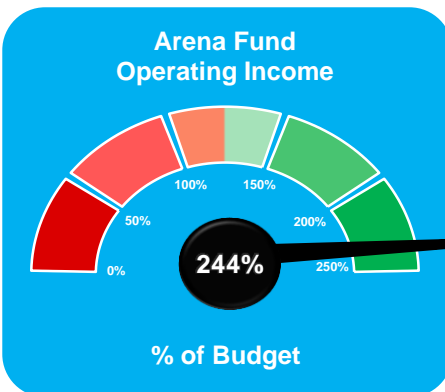
Winnetka Park District

## Tennis Fund



Winnetka Park District

## Arena Fund



# Winnetka Park District Other Metrics Dashboard

YTD  
As of 11/30/2019

Winnetka Park District

## Capitals

