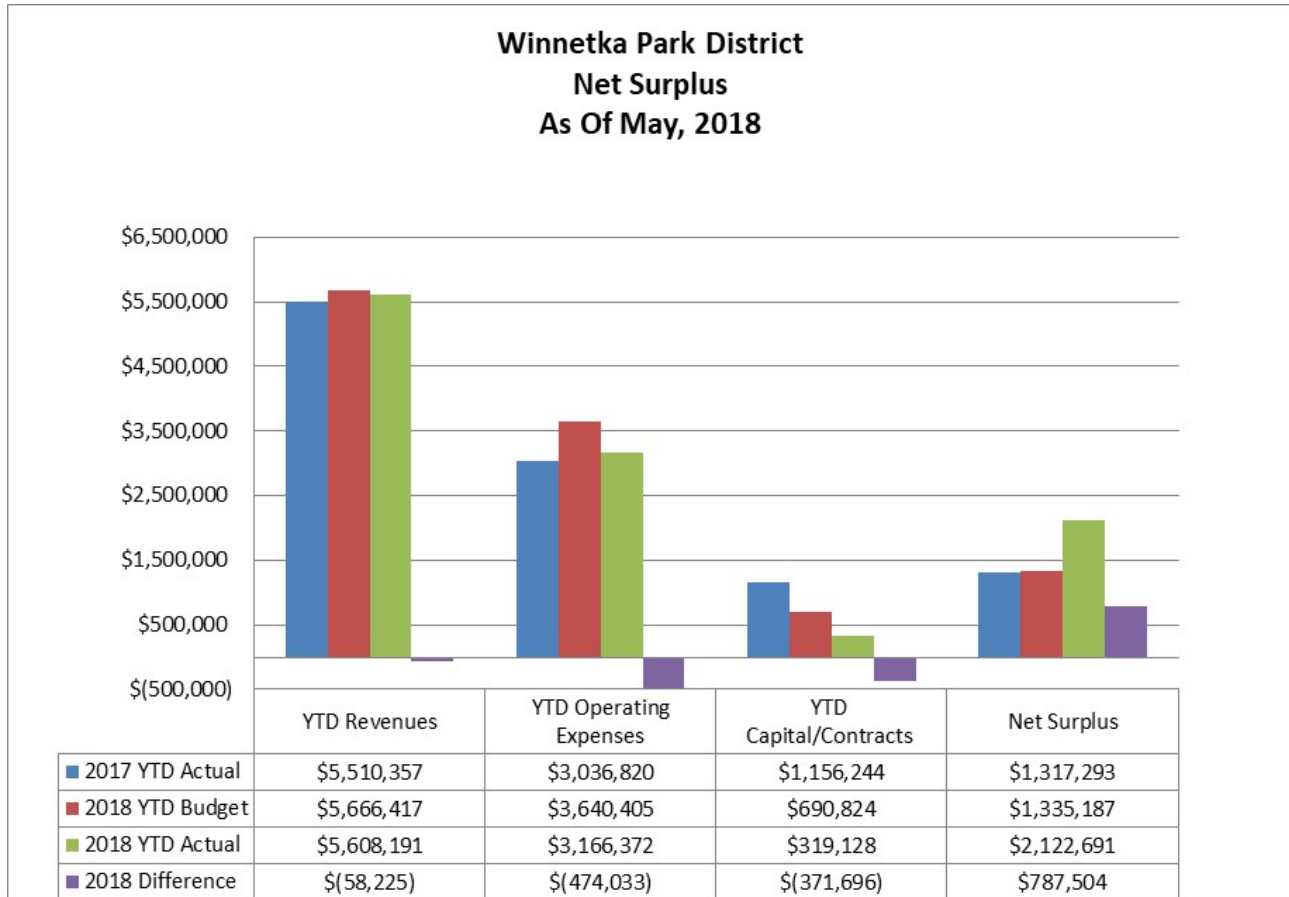


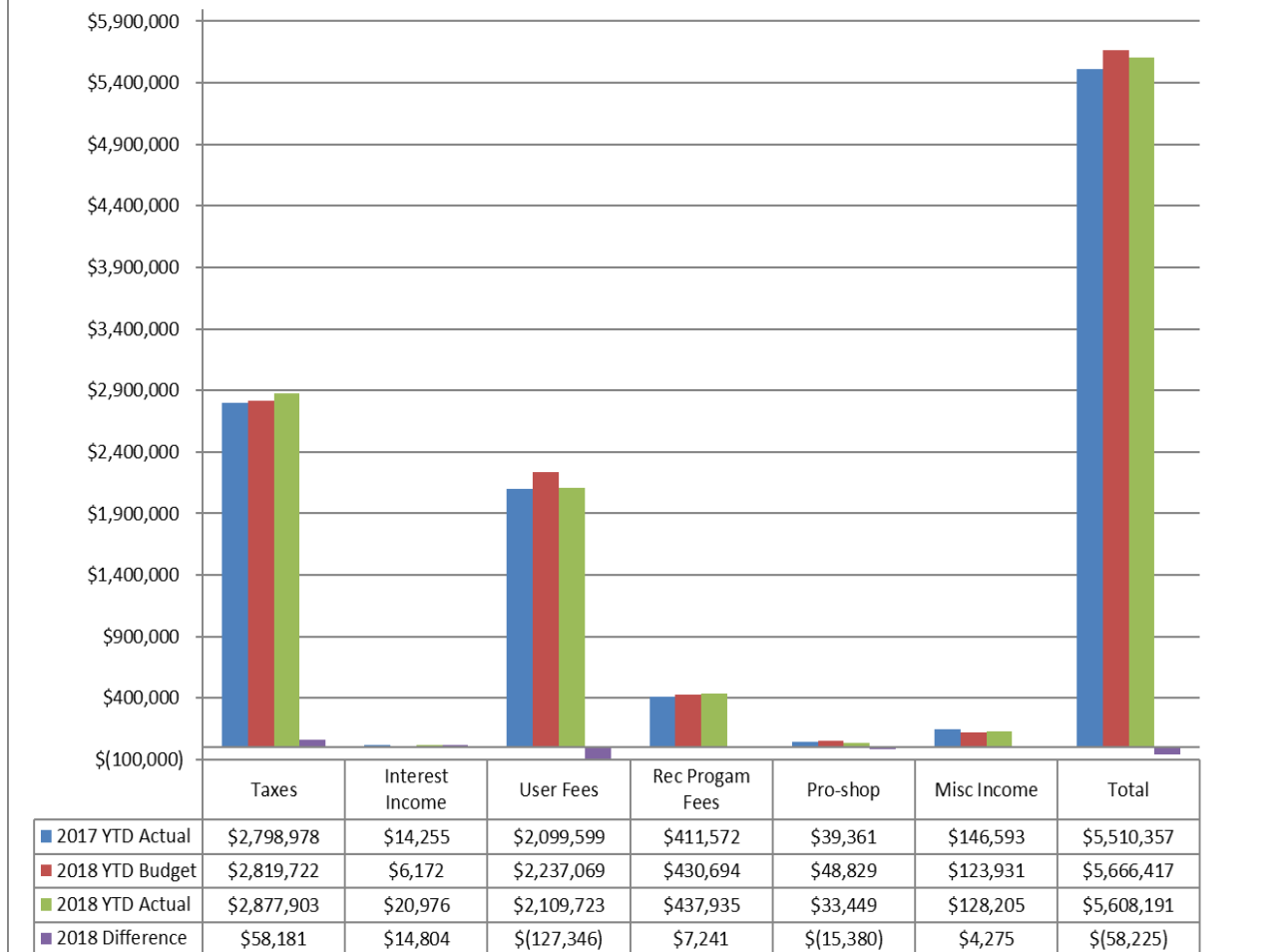
MAY 2018 FINANCIAL SUMMARY
FOR ALL FUNDS COMBINED- UNAUDITED



Net Surplus/(Deficit) is \$787,504 above year-to-date budget

- Revenues are \$58,225 below year-to-date budget
- Operating Expenses are \$474,033 below year-to-date budget
- Capitals/Contracts Payable are \$371,696 below year-to-date budget

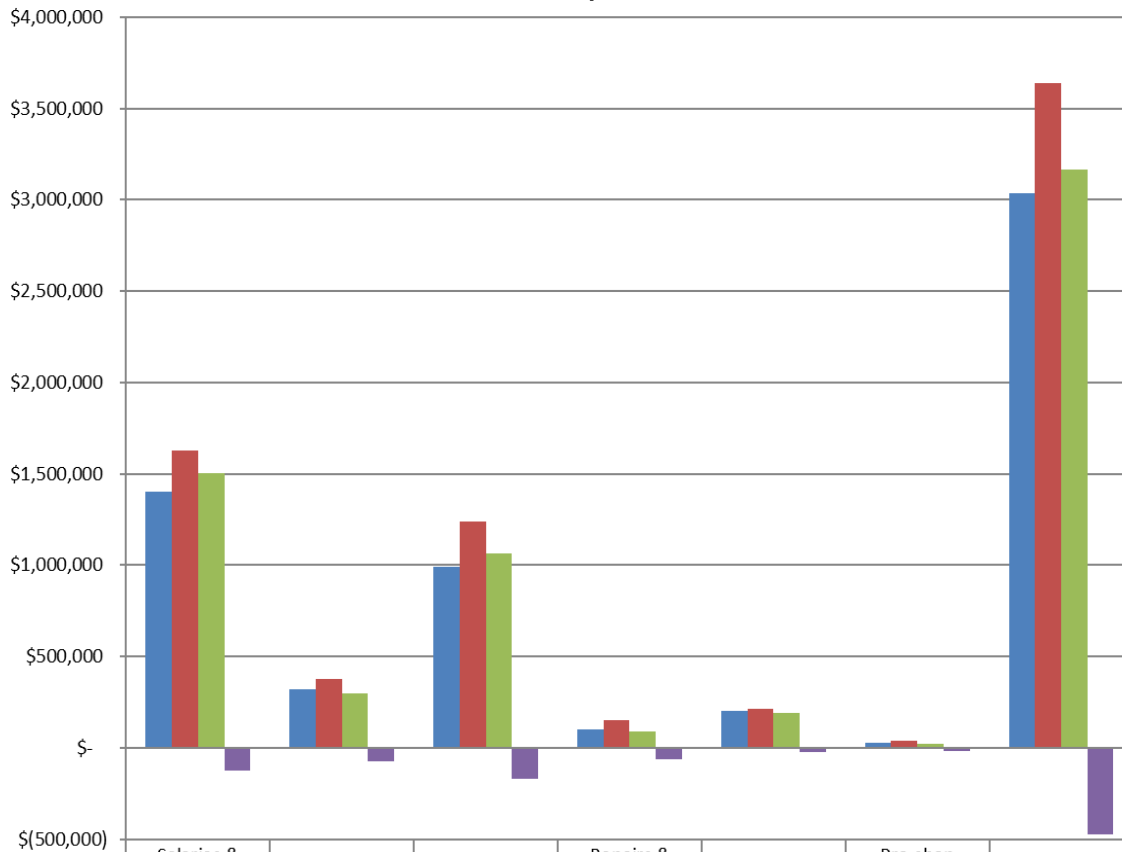
**Winnetka Park District
Revenues
As Of May, 2018**



Revenues are \$58,225 below year-to-date budget:

- Total revenues are 99% of year-to-date budget
- The obvious weather-driven effect on Golf Course revenues is the main reason for the variance in User Fees

**Winnetka Park District
Operating Expenses
As Of May, 2018**

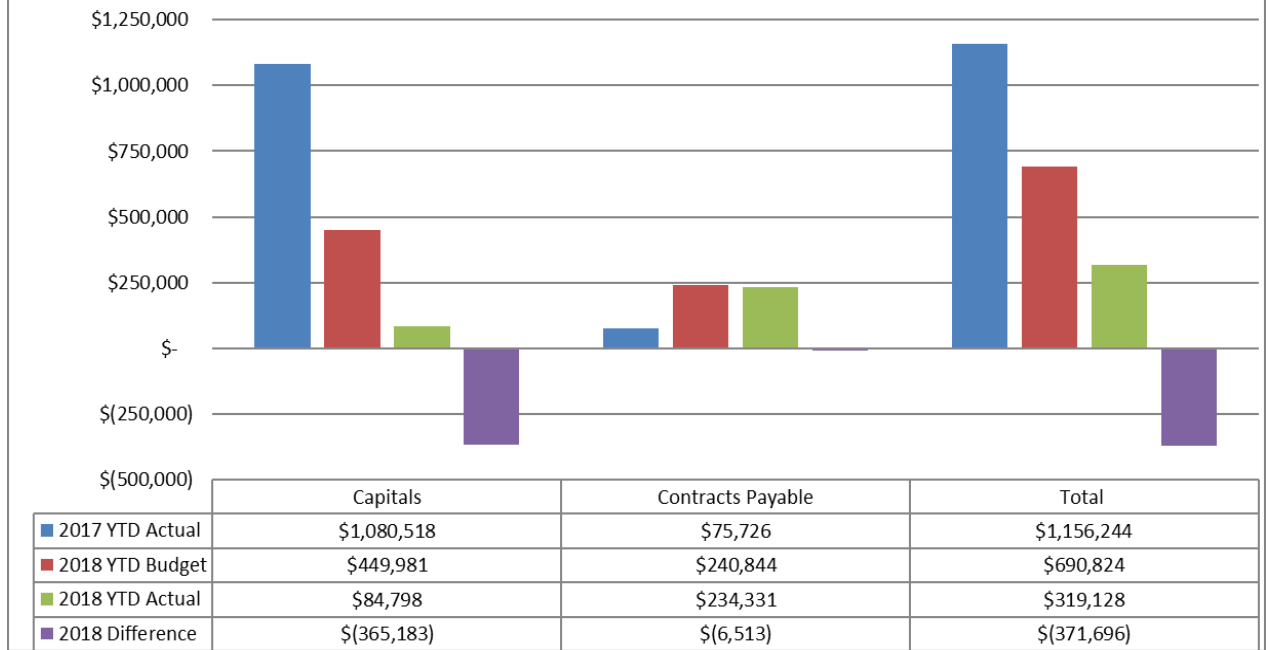


	Salaries & Wages	Supplies	Services	Repairs & Maint.	Utilities	Pro-shop Merch.	Total
2017 YTD Actual	\$1,398,966	\$317,589	\$990,019	\$101,448	\$199,921	\$28,877	\$3,036,820
2018 YTD Budget	\$1,627,168	\$374,015	\$1,236,461	\$150,611	\$213,263	\$38,887	\$3,640,405
2018 YTD Actual	\$1,501,919	\$298,337	\$1,064,271	\$90,354	\$188,293	\$23,198	\$3,166,372
2018 Difference	\$(125,248)	\$(75,678)	\$(172,191)	\$(60,257)	\$(24,970)	\$(15,689)	\$(474,033)

Operating expenses are \$474,033, or 13% below year-to-date budget:

- Salaries & Wages are \$125,248 below year-to-date budget
 - The Parks Department is under budget by \$33,185, due to a vacant full-time position coupled with fewer hours for part-time staff
 - Salaries in the Golf fund are \$44,251 below budget for part-time attendants, maintenance workmen and instructors for group lessons
- Supplies and Utilities are \$75,678 and \$24,970 below year-to-date budget due to the timing of both purchases and the periods of utility bills
- Services are \$172,191 below year-to-date budget
 - Medical insurance reimbursements are lower than what was expected
 - Reduced FICA/IMRF payments correspond to the lower salaries

**Winnetka Park District
Capitals / Contracts Payable
As Of May, 2018**



Capitals/Contracts Payable are \$371,696 below year-to-date budget:

- Capitals are \$371,696 below budget, but are expected to balance out this Summer as the timing of capital project purchases and implementation schedules catch up

**Winnetka Park District
Statement of Cash and Investments
For The Month Ended May 31, 2018**

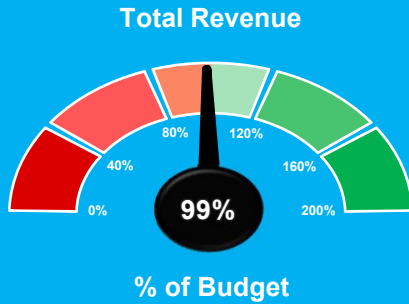
Bank Name	Amount	Annual Rate
CASH		
Petty Cash	1,750.00	
Harris Bank - Holiday Savings	9,280.90	
Illinois Funds	75,598.70	1.61%
N Corwin Fund	37,748.33	0.34%
Harris Bank - Operating	231,547.67	
Harris - Money Market	4,834,245.98	0.35%
Harris Bank - Payroll	<u>145,811.52</u>	
Total Cash	5,335,983.10	
INVESTMENTS		
Harris Bank - CD's	0.00	0.00%
IPDLAF - Money Market	3,134,567.64	1.69%
IPDLAF - CD's	0.00	0.00%
North Shore Community Bank	<u>1,229,975.02</u>	0.50%
Total Investments	4,364,542.66	1.35%
TOTAL CASH & INVESTMENTS	9,700,525.76	

Winnetka Park District Revenue Analysis Dashboard

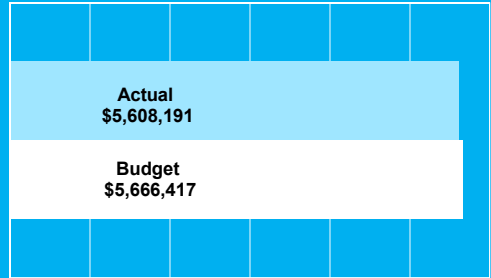
YTD
As of 05/31/2018

Winnetka Park District

Total Revenue



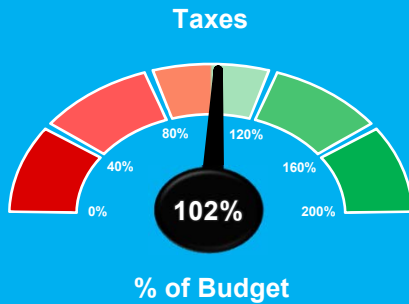
Total Revenue




\$1.000M \$2.000M \$3.000M \$4.000M \$5.000M \$6.000M

Winnetka Park District

Taxes



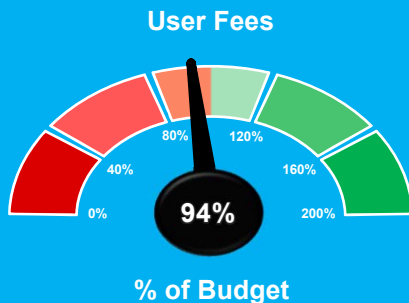
Taxes



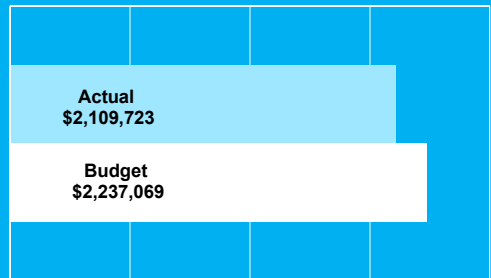
\$500.000K \$1.000M \$1.500M \$2.000M \$2.500M \$3.000M

Winnetka Park District

User Fees



User Fees



\$500.000K \$1.000M \$1.500M \$2.000M \$2.500M

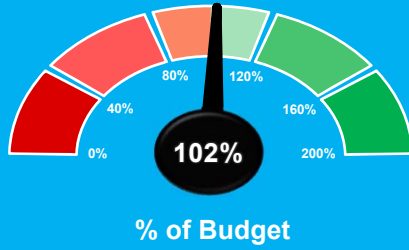
Winnetka Park District Revenue Analysis Dashboard

YTD
As of 05/31/2018


Winnetka Park District

Rec Program

Rec Program Fees



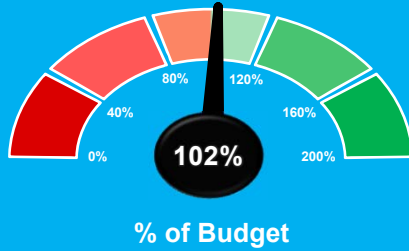
Rec Program Fees



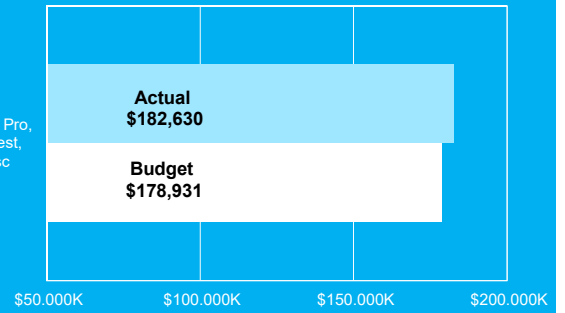
Winnetka Park District

Other: Pro, Misc, Interest

Other: Pro, Interest, Misc



Other: Pro, Interest, Misc

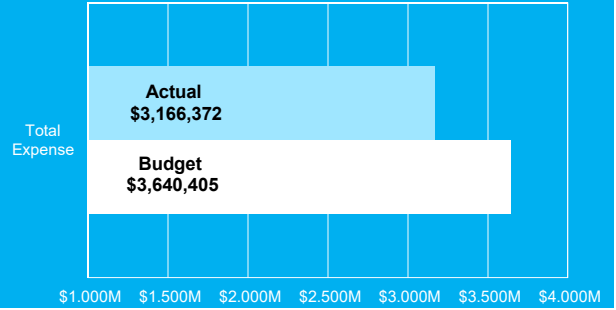
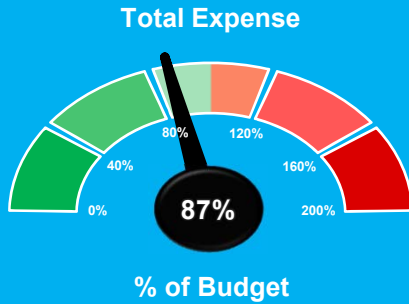


Winnetka Park District Expense Analysis Dashboard

YTD
As of 05/31/2018

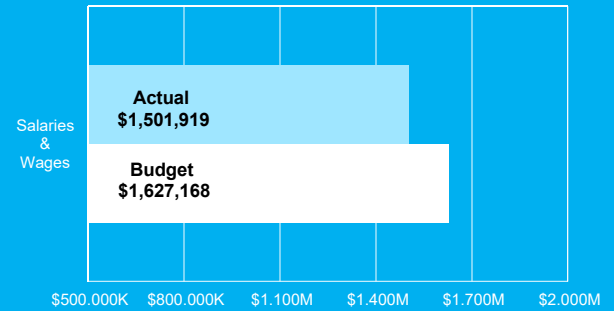
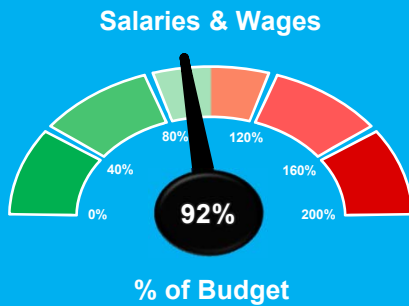
Winnetka Park District

Total Expense



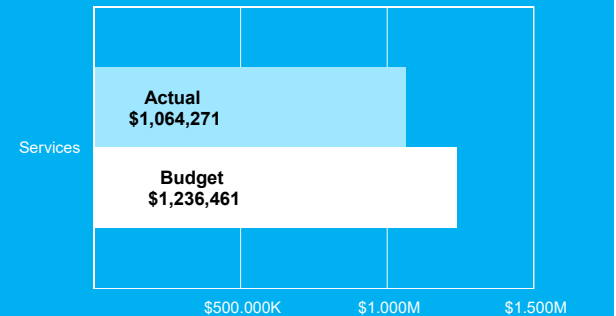
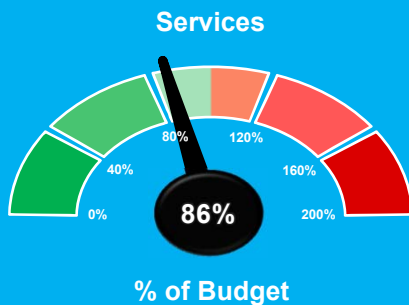
Winnetka Park District

Salaries & Wages



Winnetka Park District

Services

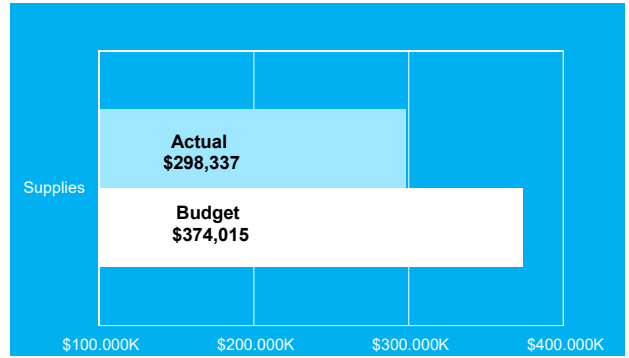
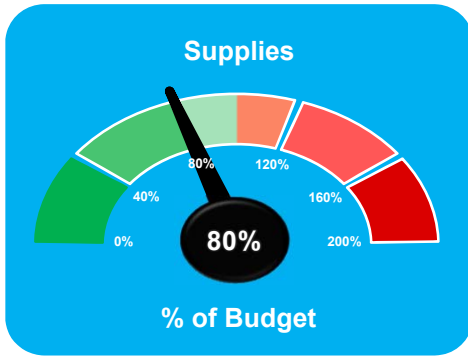


Winnetka Park District Expense Analysis Dashboard

YTD
As of 05/31/2018

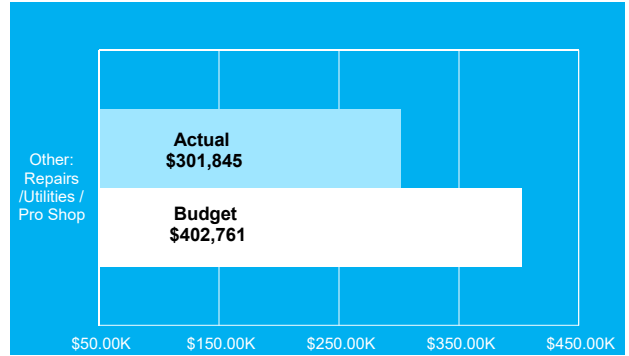
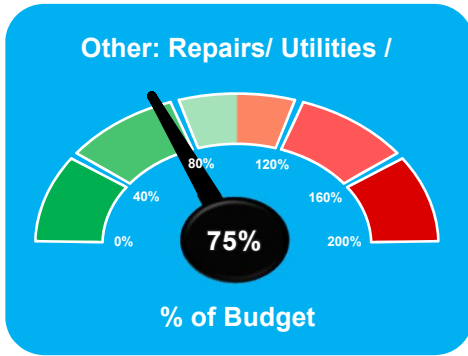
Winnetka Park District

Supplies



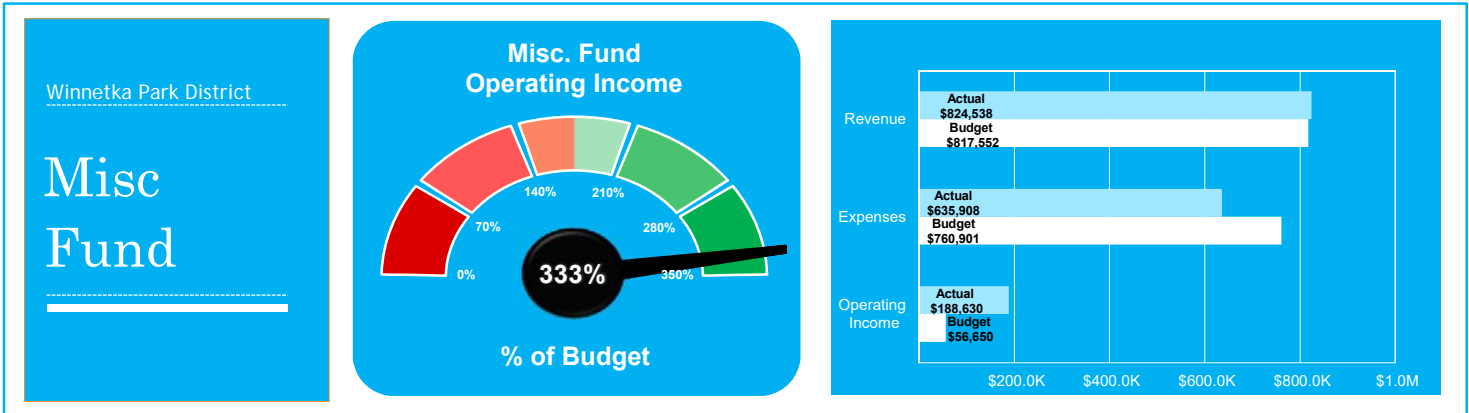
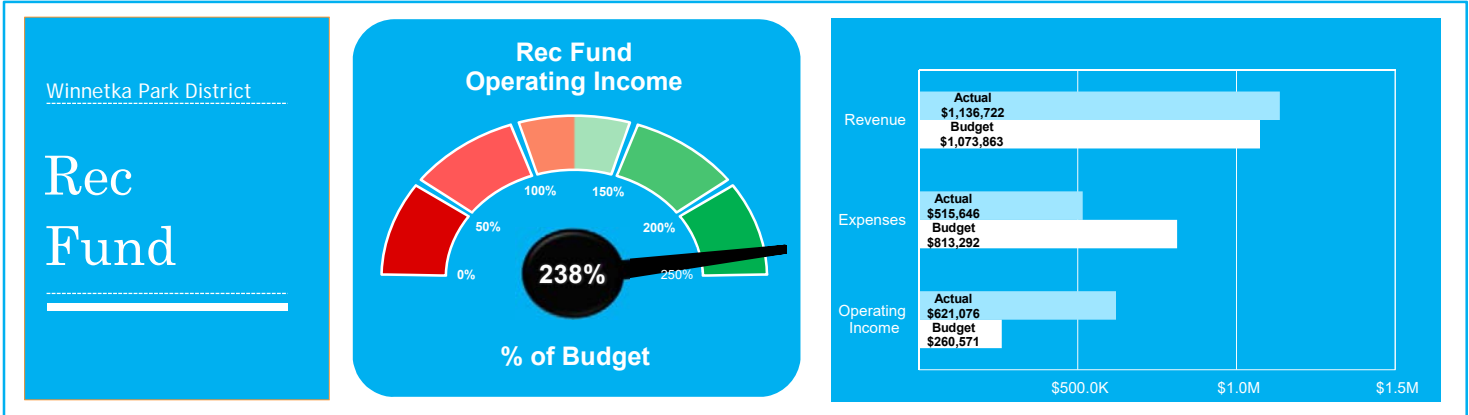
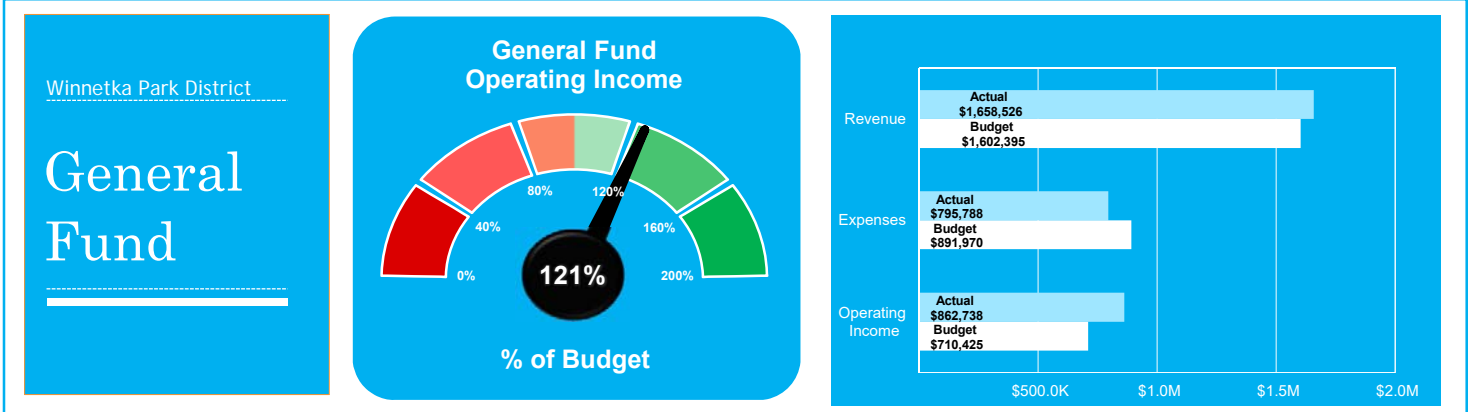
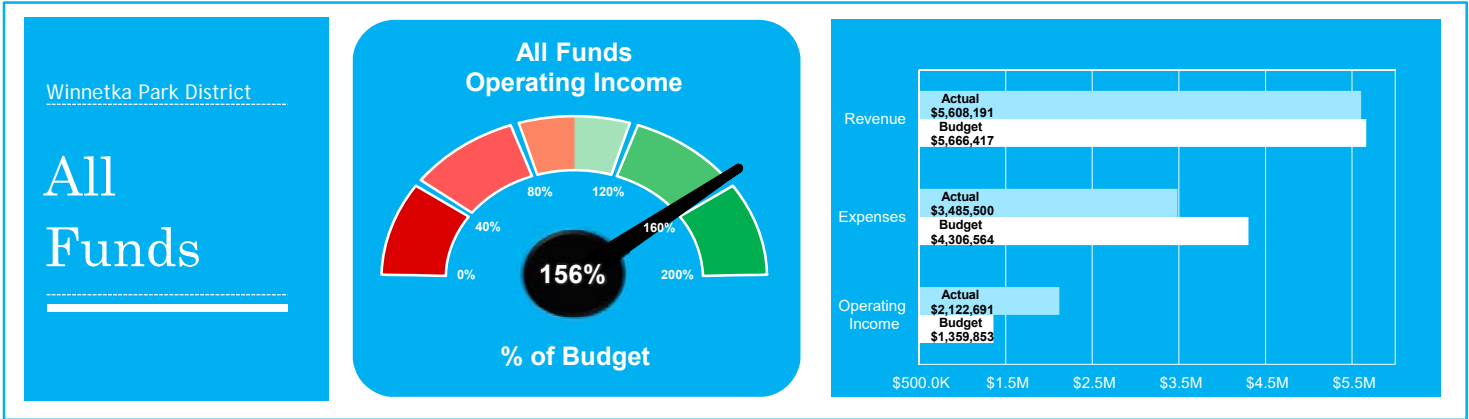
Winnetka Park District

Other: Repairs / Utilities /



Winnetka Park District Operating Income Dashboard

YTD
As of 05/31/2018

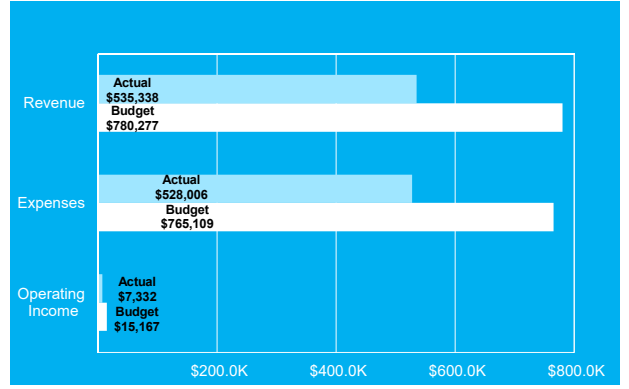
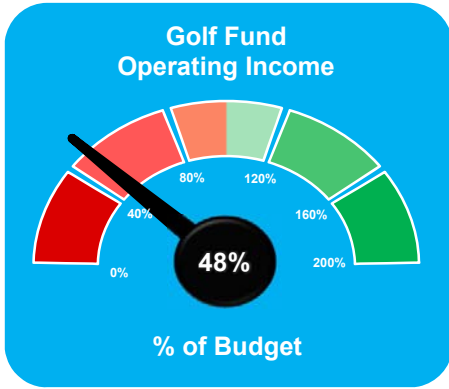


Winnetka Park District Operating Income Dashboard

YTD
As of 05/31/2018

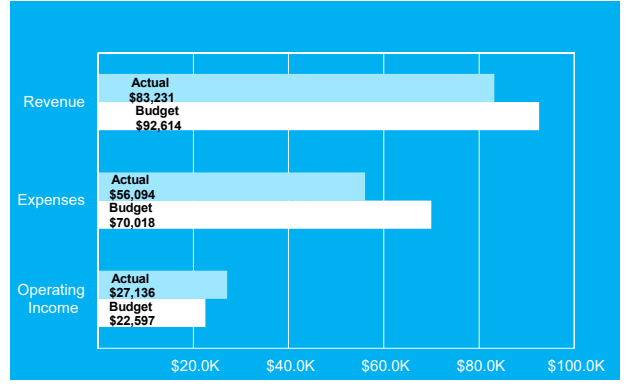
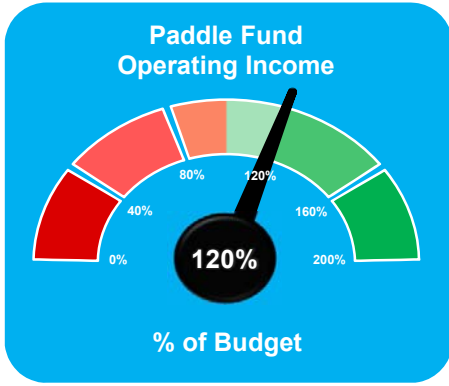
Winnetka Park District

Golf Fund



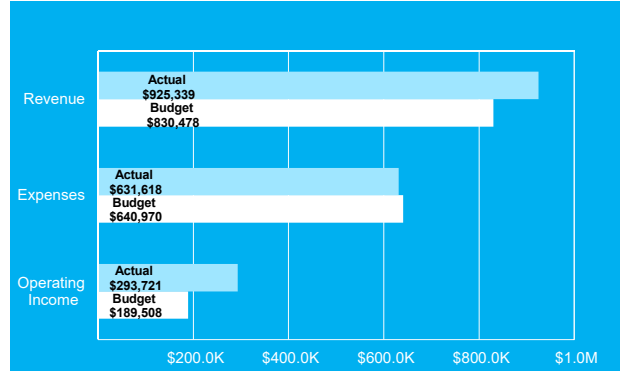
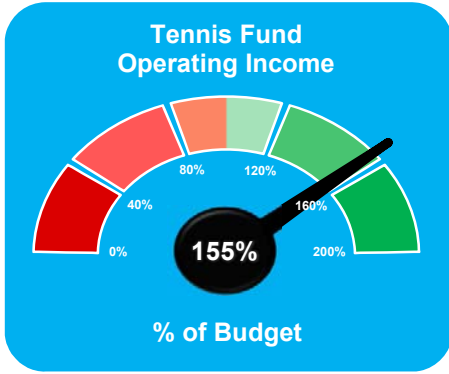
Winnetka Park District

Paddle Fund



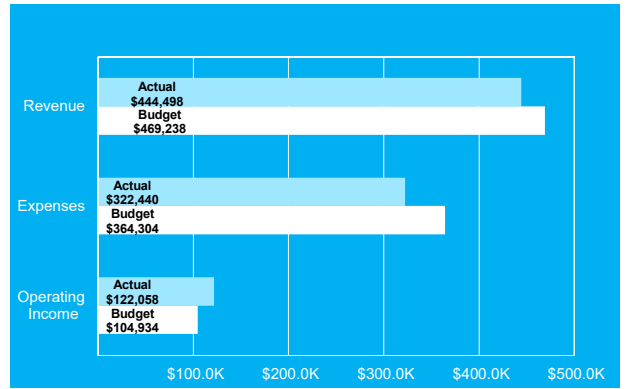
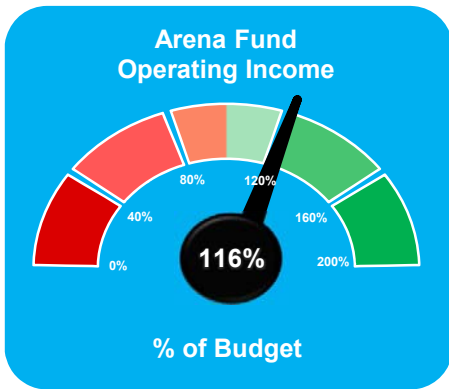
Winnetka Park District

Tennis Fund



Winnetka Park District

Arena Fund



Winnetka Park District Other Metrics Dashboard

YTD
As of 05/31/2018

Winnetka Park District

Capitals

