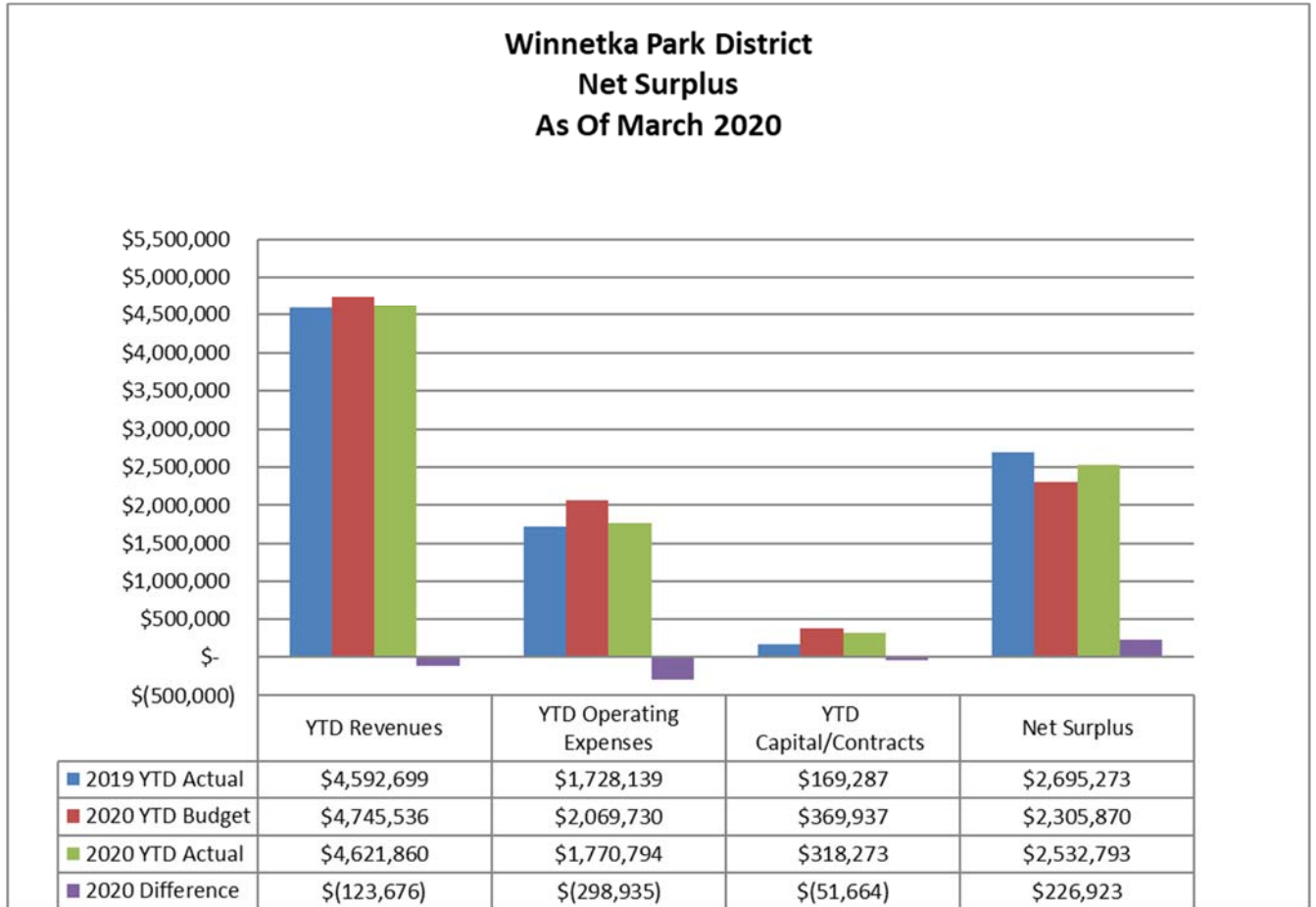


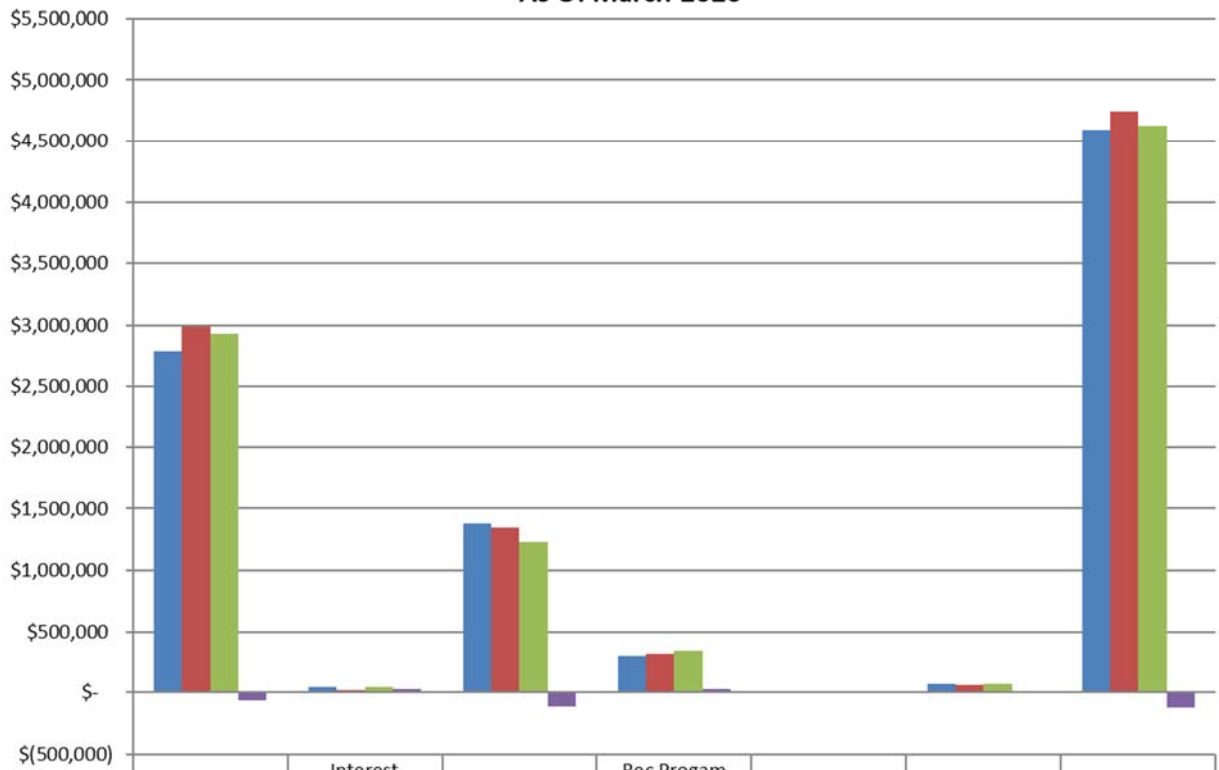
**MARCH 2020 FINANCIAL SUMMARY**  
**FOR ALL FUNDS COMBINED- UNAUDITED**



**Net Surplus/(Deficit) is \$226,923 above year-to-date budget**

- Revenues are \$123,676 below year-to-date budget
- Operating Expenses are \$298,935 below year-to-date budget
- Capitals/Contracts Payable are \$51,664 below year-to-date budget

**Winnetka Park District  
Revenues  
As Of March 2020**

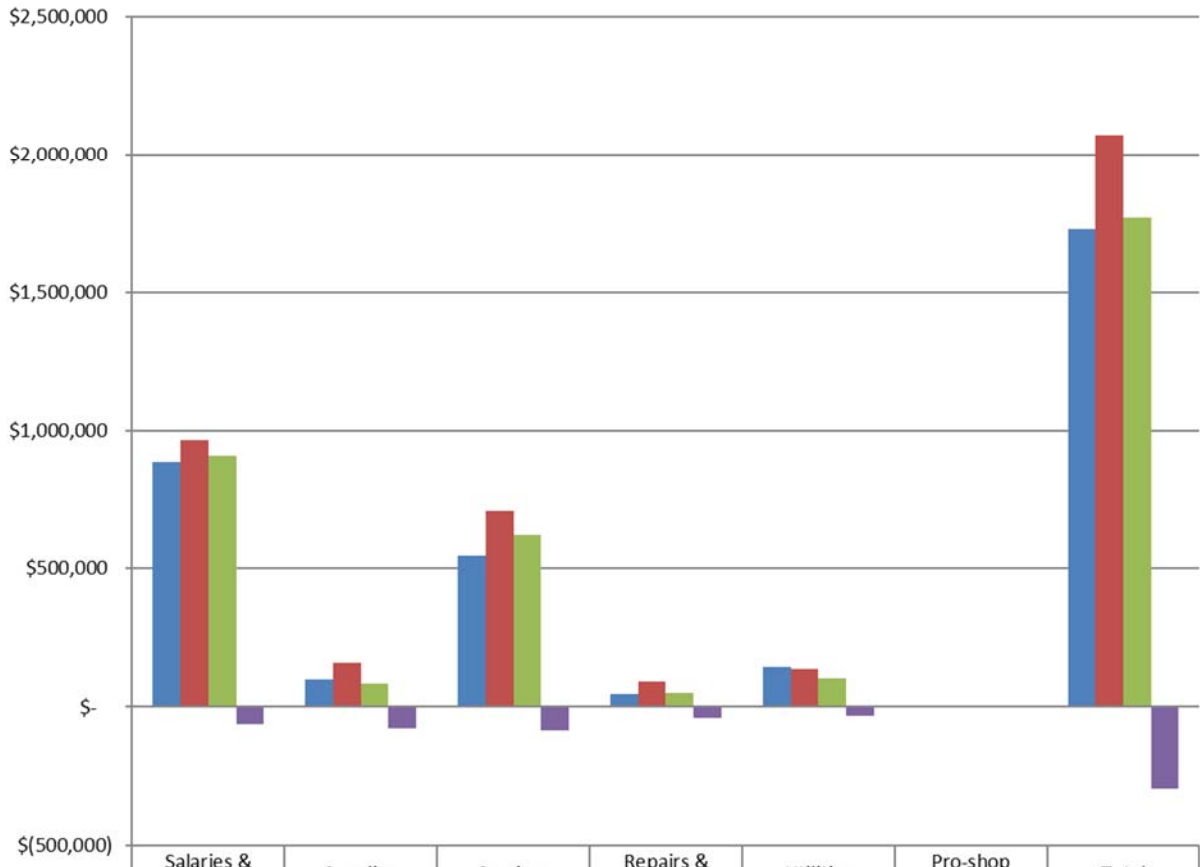


	Taxes	Interest Income	User Fees	Rec Program Fees	Pro-shop	Misc Income	Total
2019 YTD Actual	\$2,791,619	\$45,985	\$1,374,765	\$304,124	\$9,448	\$66,758	\$4,592,699
2020 YTD Budget	\$2,991,255	\$14,597	\$1,344,518	\$323,549	\$9,979	\$61,638	\$4,745,536
2020 YTD Actual	\$2,927,633	\$40,665	\$1,228,495	\$349,745	\$6,302	\$69,019	\$4,621,860
2020 Difference	\$(63,621)	\$26,068	\$(116,023)	\$26,196	\$(3,677)	\$7,381	\$(123,676)

**Revenues are \$123,676 below year-to-date budget:**

- Total revenues are 97.4% of year-to-date budget
- Property Taxes are \$63,621 below year to date budget
- Interest income is \$26,068 above year-to-date budget
- User Fees are \$116,023 below year-to-date budget;
  - Sailing – \$11,873 below budget
  - Beaches – \$13,845 below budget
  - Boat Launch – \$39,873 below budget
  - Golf –\$89,501 below budget
  - Paddle – \$6,021 above budget
  - Tennis – \$38,165 above budget
  - Ice - \$13,865 below budget
- Rec Program Fees are \$26,196 above year-to-date budget; Camp fees are \$34,693 above year-to-date budget
- Miscellaneous Income is \$7,381 above year-to-date budget; Ice Arena Special Events and Skate Rentals are \$6,870 and \$4,912 above budget, respectively

**Winnetka Park District  
Operating Expenses  
As Of March 2020**

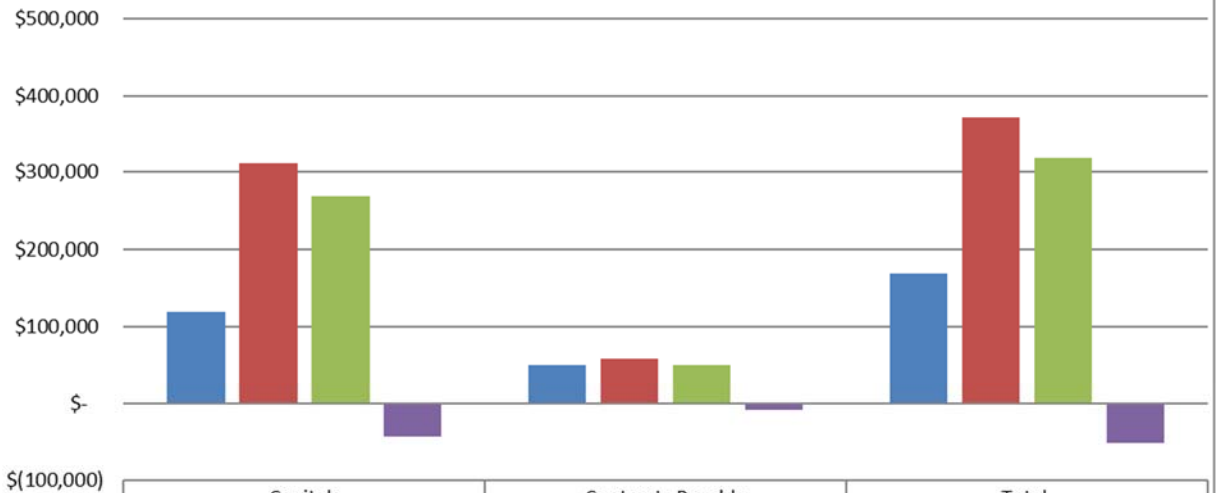


	Salaries & Wages	Supplies	Services	Repairs & Maint.	Utilities	Pro-shop Merch.	Total
■ 2019 YTD Actual	\$884,777	\$99,384	\$547,027	\$46,496	\$144,868	\$5,588	\$1,728,139
■ 2020 YTD Budget	\$968,407	\$161,117	\$707,228	\$91,247	\$135,219	\$6,512	\$2,069,730
■ 2020 YTD Actual	\$906,206	\$82,458	\$621,031	\$52,366	\$104,515	\$4,220	\$1,770,794
■ 2020 Difference	\$(62,201)	\$(78,659)	\$(86,197)	\$(38,881)	\$(30,704)	\$(2,293)	\$(298,935)

**Operating expenses are \$298,935, or 14.4% below year-to-date budget:**

- Salaries & Wages are \$62,201 below year-to-date budget
- Supplies are \$78,659 below budget across all funds
- Services are \$86,197 below budget across all funds
- Repairs & Maintenance are \$38,881 below budget across all funds
- Utilities are \$30,704 below budget across all funds

**Winnetka Park District  
Capitals / Contracts Payable  
As Of March 2020**



	Capitals	Contracts Payable	Total
■ 2019 YTD Actual	\$119,287	\$50,000	\$169,287
■ 2020 YTD Budget	\$310,724	\$59,213	\$369,937
■ 2020 YTD Actual	\$268,273	\$50,000	\$318,273
■ 2020 Difference	\$(42,451)	\$(9,213)	\$(51,664)

**Capitals/Contracts Payable are \$51,664 below year-to-date budget:**

- Capitals are \$42,451 below budget
- Contracts Payable are \$9,213 under budget due to distribution timing of loan payment

**Winnetka Park District  
Statement of Cash and Investments  
For The Month Ended March 31, 2020**

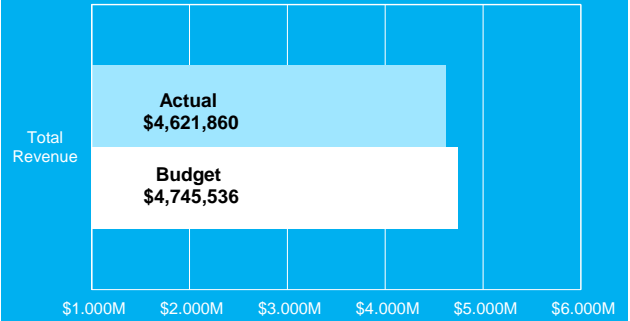
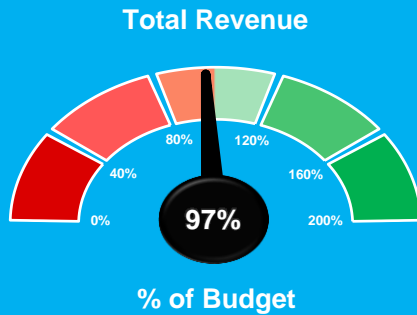
<b>Bank Name</b>	<b>Amount</b>	<b>Annual Rate</b>
<b>CASH</b>		
Petty Cash	1,520.97	
Harris Bank - Holiday Savings	7,675.49	
Illinois Funds	78,541.61	1.23%
N Corwin Fund	38,098.18	0.10%
Harris Bank - Operating	350,097.73	
Harris - Money Market	805,773.46	0.15%
Harris Bank - Payroll	<u>20,032.09</u>	
<b>Total Cash</b>	<b>1,301,739.53</b>	
<b>INVESTMENTS</b>		
Harris Bank - CD's	0.00	
IPDLAF - Money Market	3,710,046.80	1.09%
Bank Ozk, AR - CD	248,000.00	1.84%
Great Midwest Bank, Ssb, WI - CD	248,000.00	1.70%
Grand Bank, OK - CD	248,000.00	1.69%
East Boston Savings Bank, MA - CD	247,000.00	1.75%
Filedpoint Private Bank & Trust, CT - CD	247,000.00	1.71%
North Shore Community Bank Max Safe Money Market	5,047,276.98	1.32%
North Shore Community Bank CD	<u>0.00</u>	
<b>Total Investments</b>	<b>9,995,323.78</b>	<b>1.29%</b>
<b>TOTAL CASH &amp; INVESTMENTS</b>	<b>11,297,063.31</b>	

# Winnetka Park District Revenue Analysis Dashboard

YTD  
As of 03/31/2020

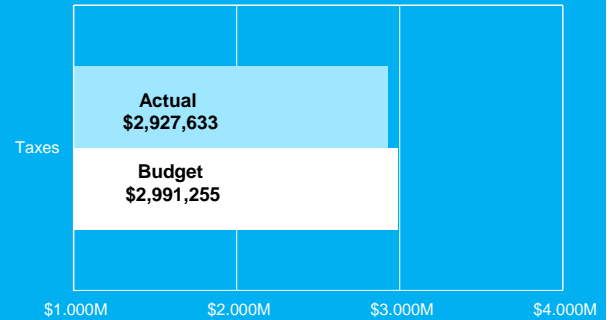
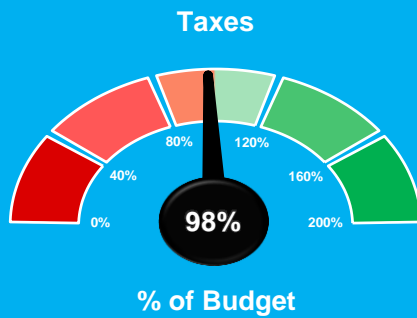
Winnetka Park District

## Total Revenue



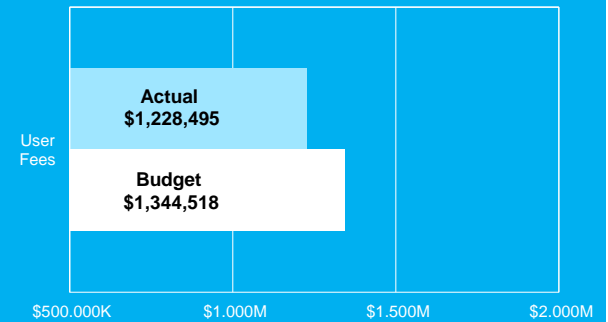
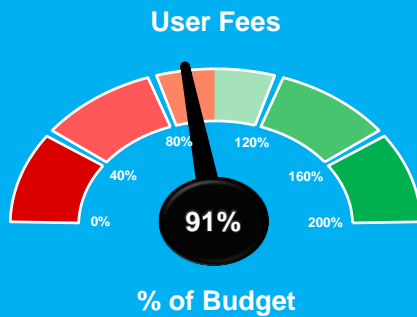
Winnetka Park District

## Taxes



Winnetka Park District

## User Fees



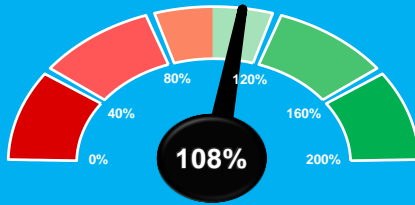
# Winnetka Park District Revenue Analysis Dashboard

YTD  
As of 03/31/2020

Winnetka Park District

## Rec Program

### Rec Program Fees



108%  
% of Budget

Rec  
Program  
Fees

Actual  
\$349,745

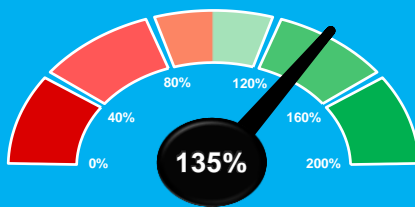
Budget  
\$323,549

\$100.000K \$200.000K \$300.000K \$400.000K \$500.000K

Winnetka Park District

## Other: Pro, Misc, Interest

### Other: Pro, Interest, Misc



135%  
% of Budget

Other: Pro,  
Interest,  
Misc

Actual  
\$115,987

Budget  
\$86,214

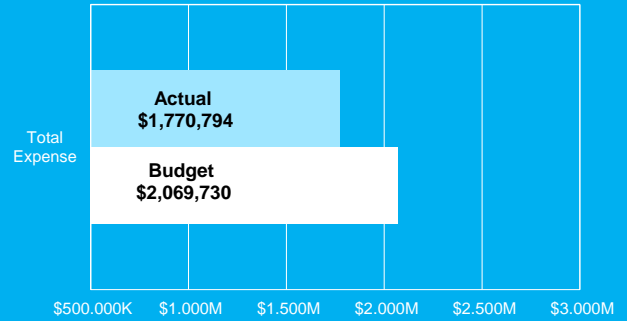
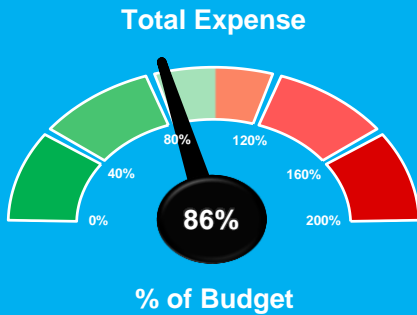
\$50.000K \$100.000K \$150.000K

# Winnetka Park District Expense Analysis Dashboard

YTD  
As of 03/31/2020

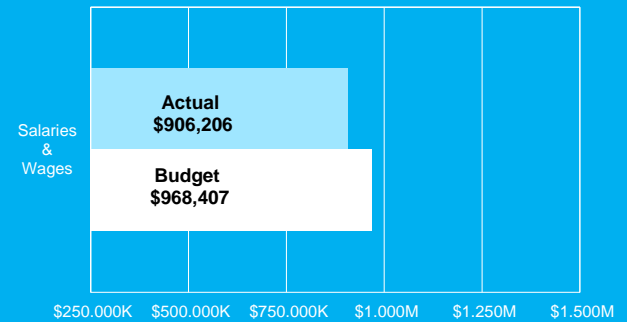
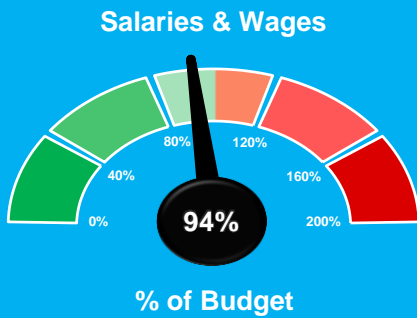
Winnetka Park District

## Total Expense



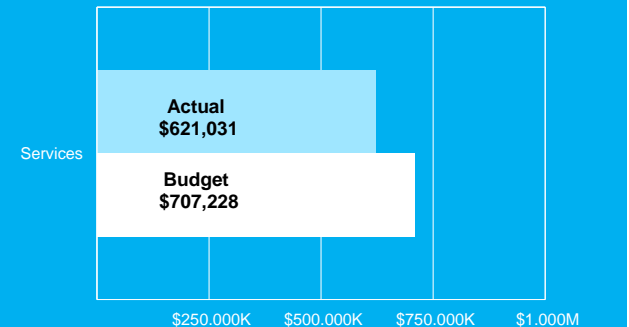
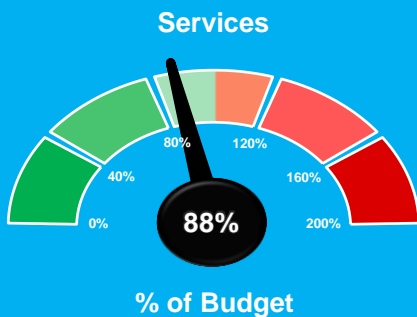
Winnetka Park District

## Salaries & Wages



Winnetka Park District

## Services



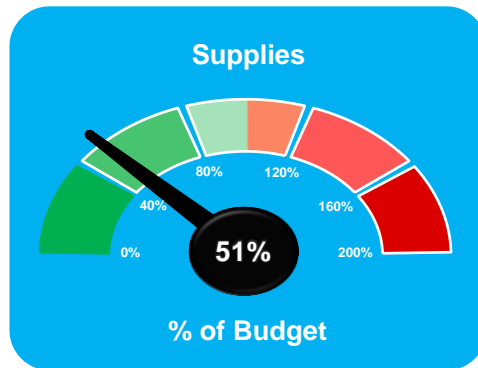


# Winnetka Park District Expense Analysis Dashboard

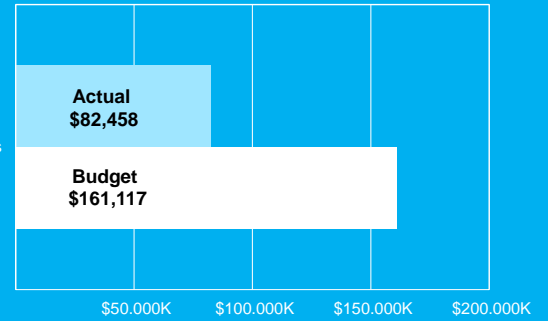
YTD  
As of 03/31/2020

Winnetka Park District

## Supplies

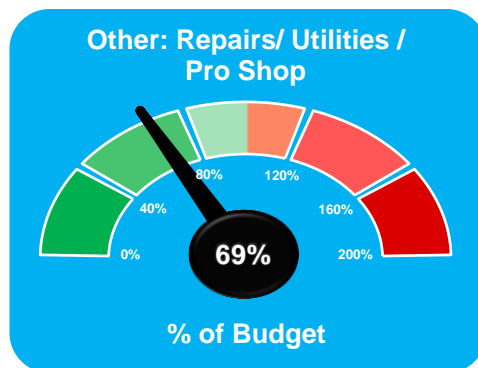


Supplies

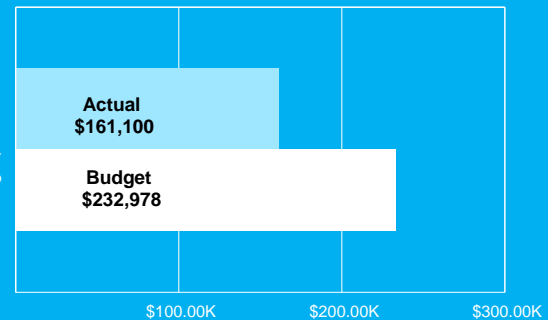


Winnetka Park District

## Other: Repairs / Utilities /



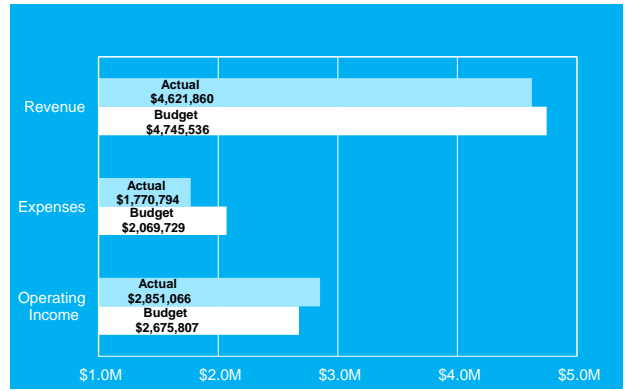
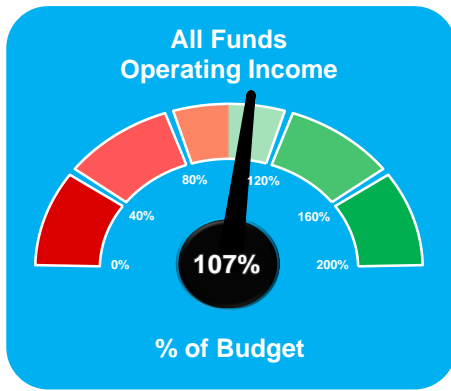
Other:  
Repairs  
/Utilities /  
Pro Shop



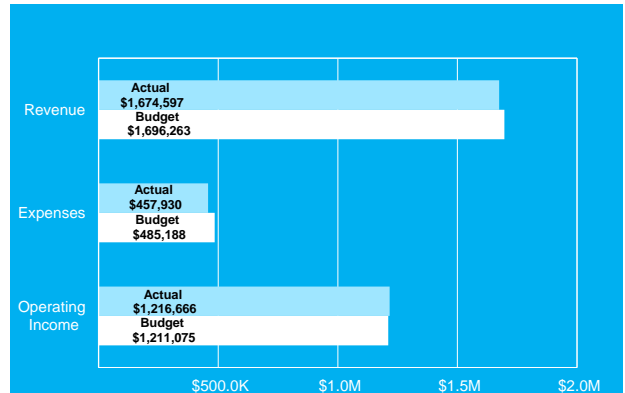
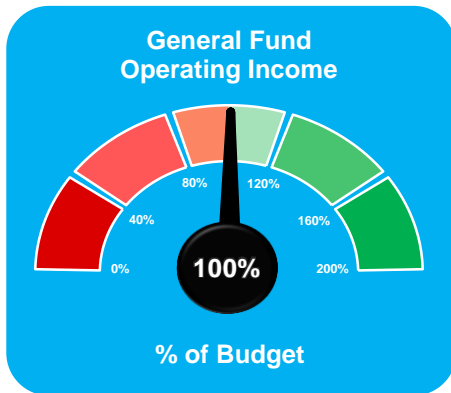
# Winnetka Park District Operating Income Dashboard

YTD  
As of 03/31/2020

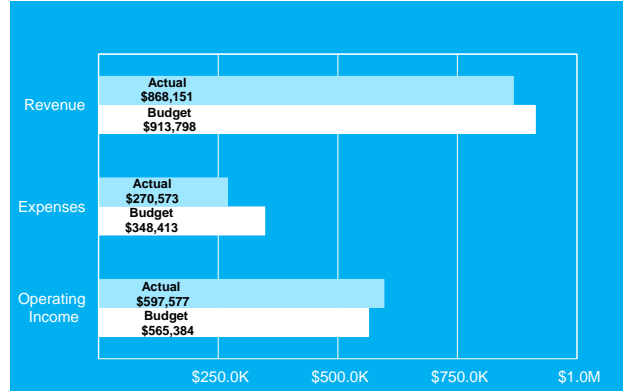
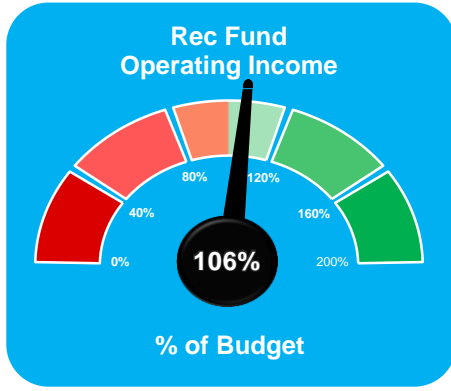
## Winnetka Park District All Funds



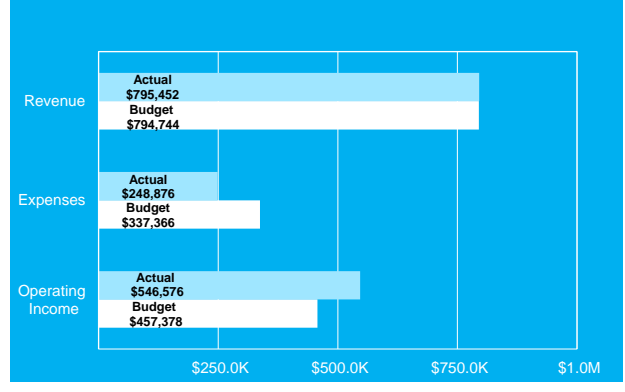
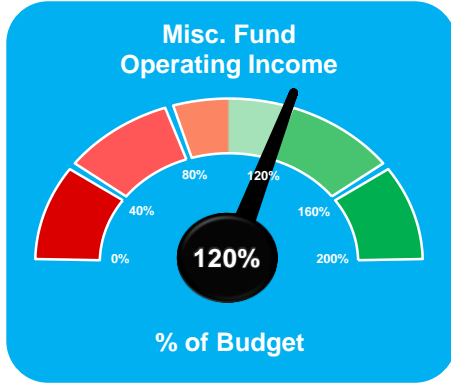
## Winnetka Park District General Fund



## Winnetka Park District Rec Fund



## Winnetka Park District Misc Fund

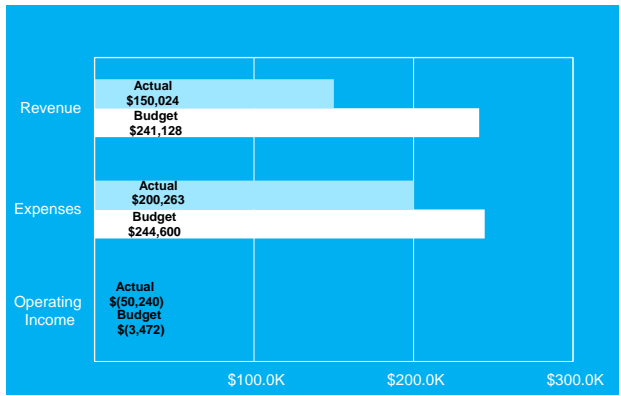
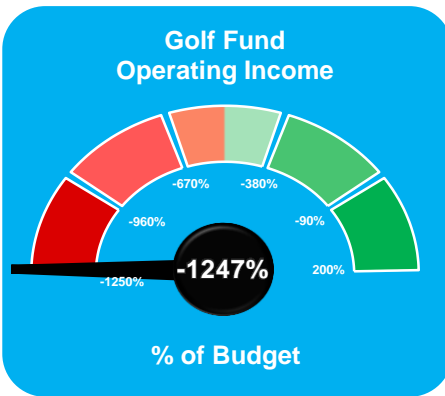


# Winnetka Park District Operating Income Dashboard

YTD  
As of 03/31/2020

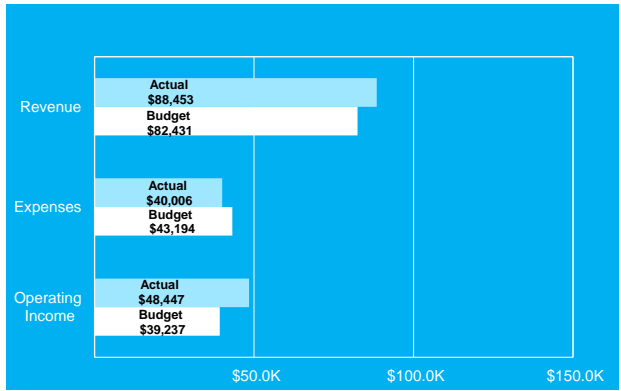
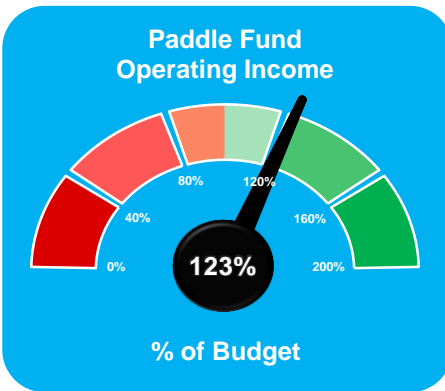
Winnetka Park District

## Golf Fund



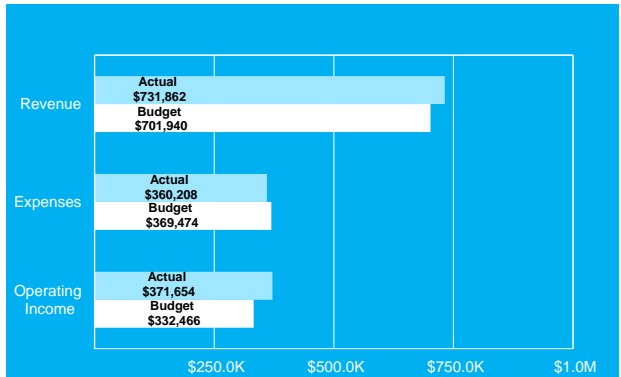
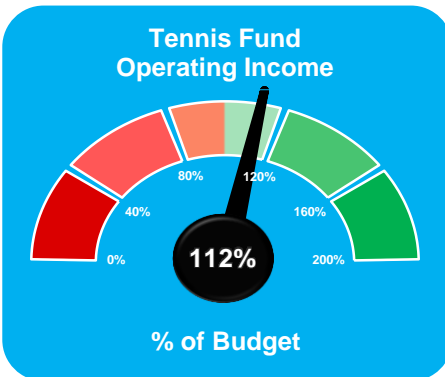
Winnetka Park District

## Paddle Fund



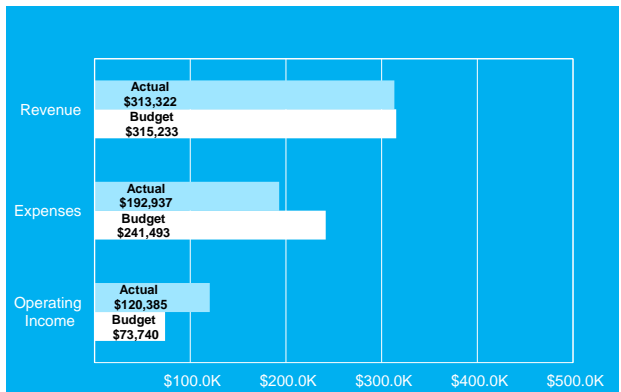
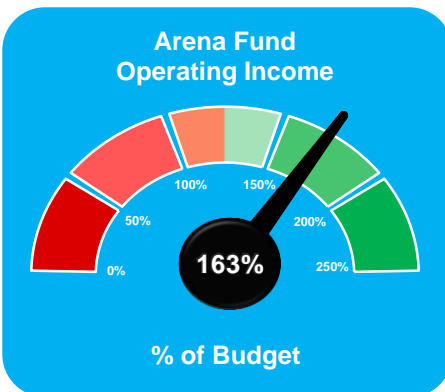
Winnetka Park District

## Tennis Fund



Winnetka Park District

## Arena Fund



# Winnetka Park District Other Metrics Dashboard

YTD  
As of 03/31/2020

Winnetka Park District

## Capitals

