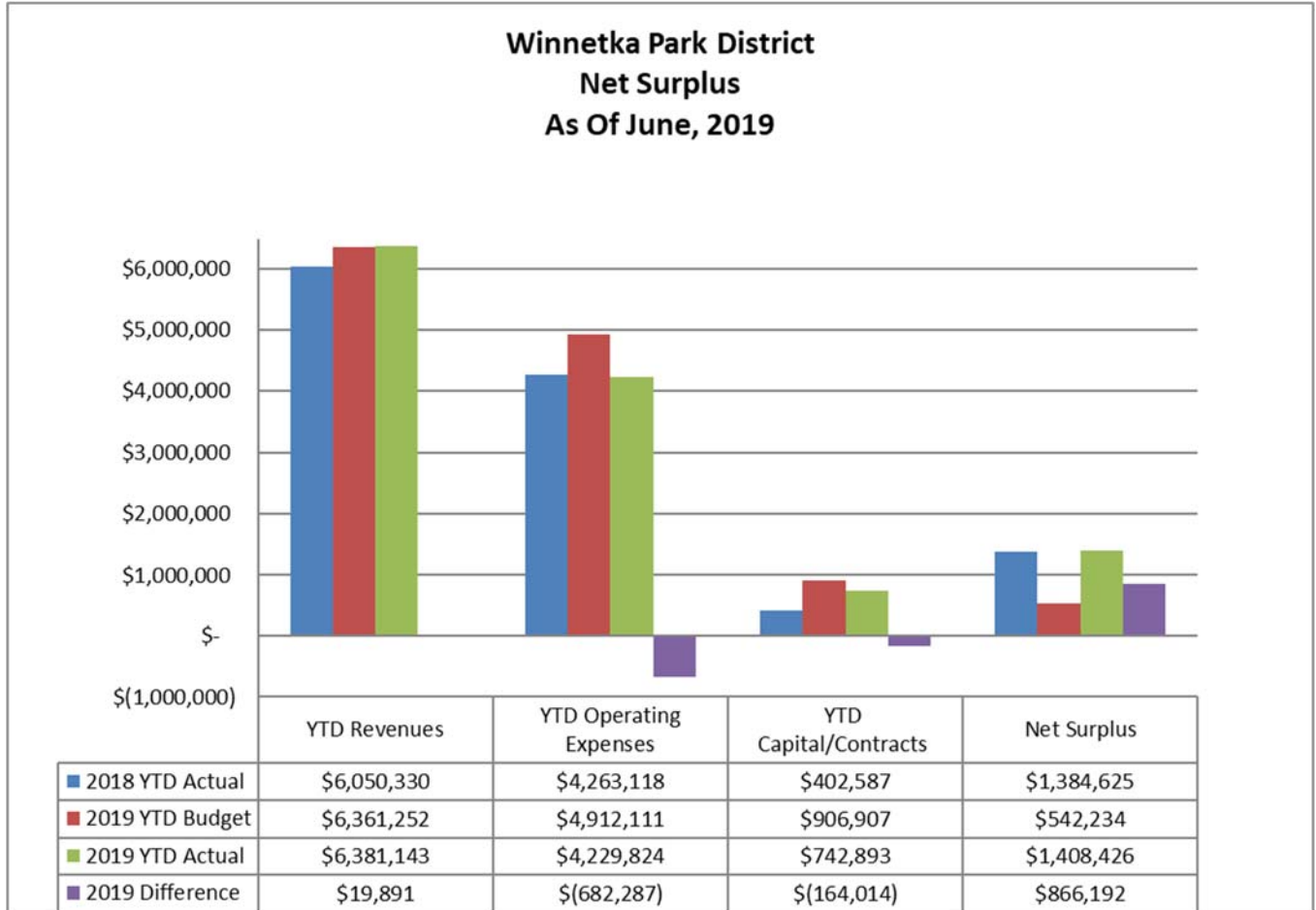


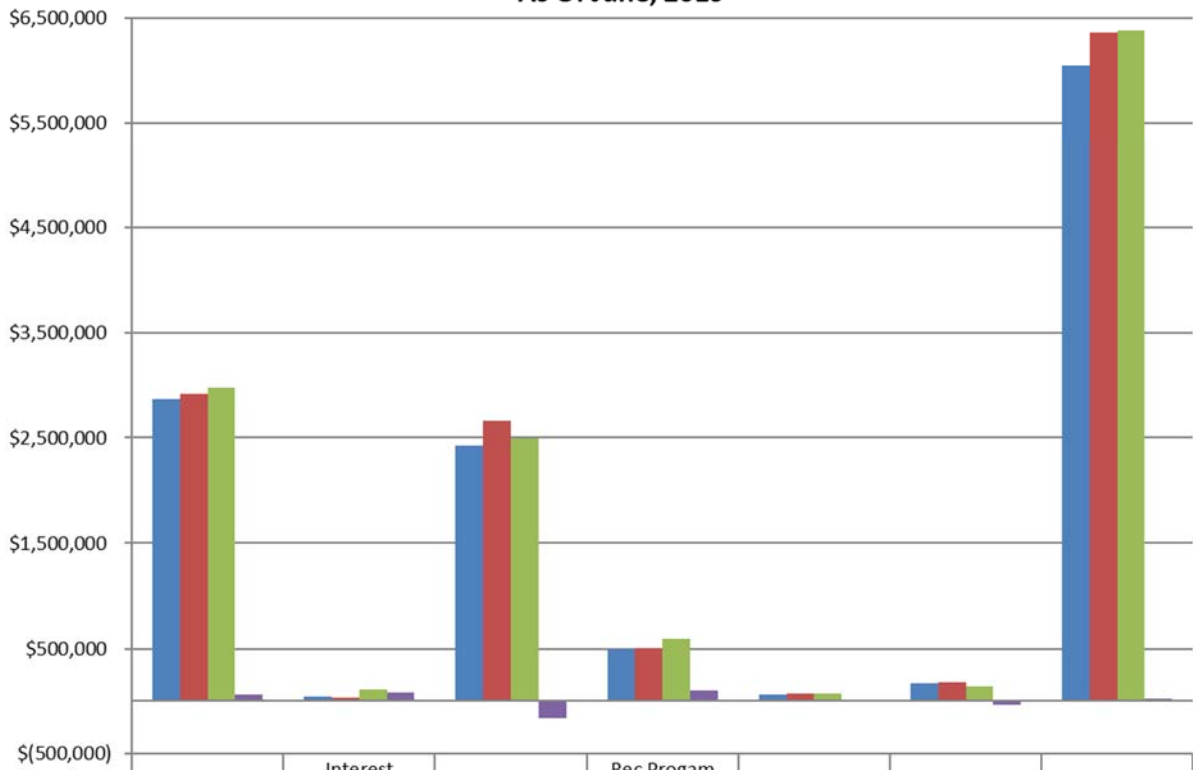
JUNE 2019 FINANCIAL SUMMARY
FOR ALL FUNDS COMBINED- UNAUDITED



Net Surplus/(Deficit) is \$866,192 above year-to-date budget

- Revenues are \$19,891 above year-to-date budget
- Operating Expenses are \$682,287 below year-to-date budget
- Capitals/Contracts Payable are \$164,014 below year-to-date budget

**Winnetka Park District
Revenues
As Of June, 2019**

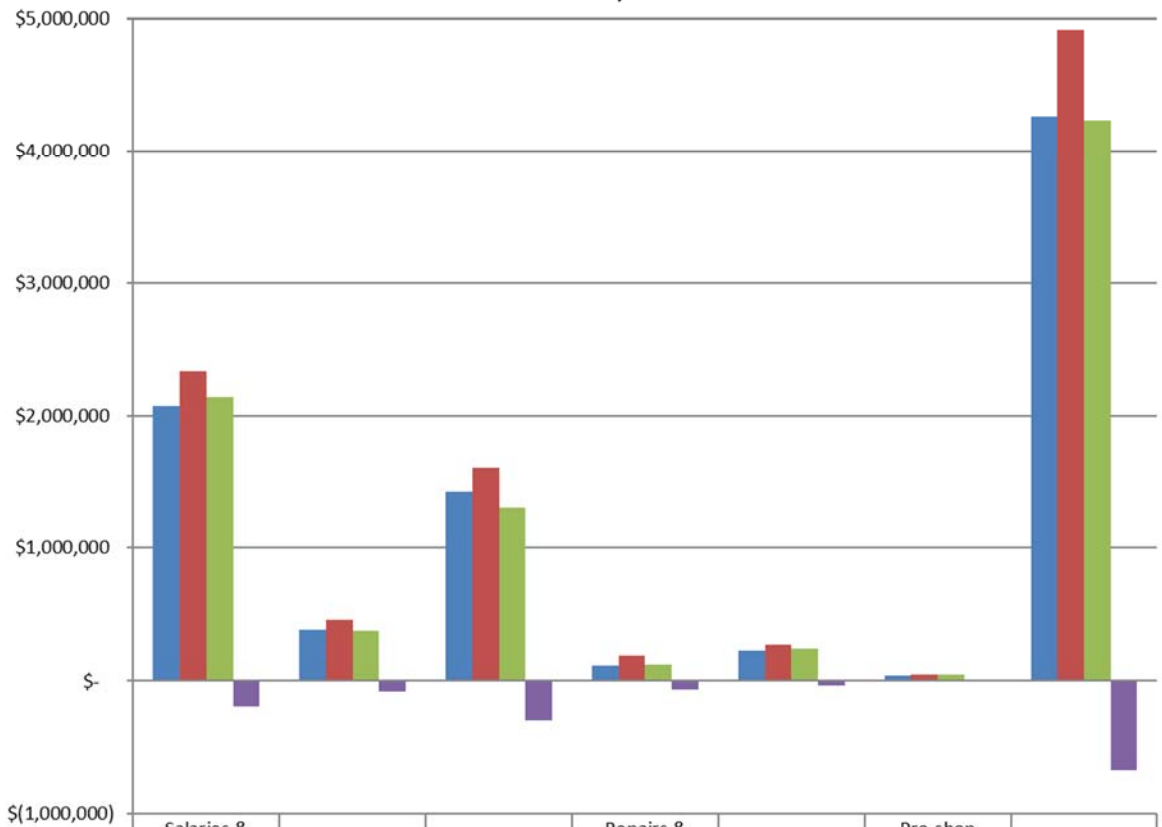


	Taxes	Interest Income	User Fees	Rec Program Fees	Pro-shop	Misc Income	Total
2018 YTD Actual	\$2,877,903	\$31,669	\$2,427,570	\$496,895	\$55,559	\$160,733	\$6,050,330
2019 YTD Budget	\$2,925,018	\$24,490	\$2,662,073	\$502,555	\$70,195	\$176,921	\$6,361,252
2019 YTD Actual	\$2,983,974	\$103,219	\$2,493,802	\$596,164	\$66,064	\$137,920	\$6,381,143
2019 Difference	\$58,956	\$78,729	\$(168,272)	\$93,609	\$(4,131)	\$(39,001)	\$19,891

Revenues are \$19,891 above year-to-date budget:

- Total revenues are 100.3% of year-to-date budget
- Taxes are \$58,956 above year-to-date budget
- Interest income is \$78,729 above year-to-date budget and \$71,549 above the 2018 year-to-date amount
- User Fees are \$168,272 below year-to-date budget
 - Golf Course June user fees were \$1,486 above last June's total, but are \$224,519 below year-to-date budget as the weather-driven effect on Golf Course revenues is the main reason for the variance in User Fees
- Rec Program Fees are \$93,609 above year-to-date budget; camps are a total of \$68,697 above budget and \$116,269 over 2018 year to date totals

**Winnetka Park District
Operating Expenses
As Of June, 2019**

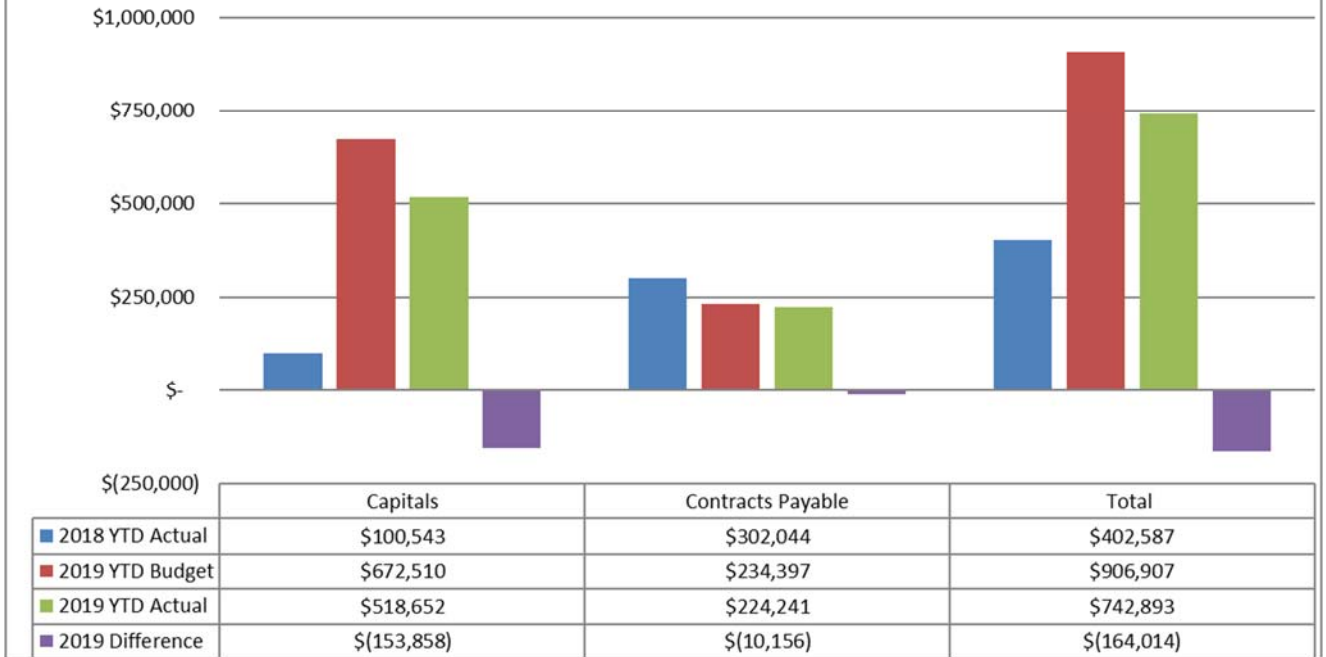


	Salaries & Wages	Supplies	Services	Repairs & Maint.	Utilities	Pro-shop Merch.	Total
2018 YTD Actual	\$2,073,813	\$385,418	\$1,419,993	\$118,441	\$226,472	\$38,981	\$4,263,118
2019 YTD Budget	\$2,335,813	\$460,244	\$1,604,075	\$188,930	\$272,686	\$50,365	\$4,912,111
2019 YTD Actual	\$2,140,514	\$377,944	\$1,301,039	\$123,940	\$240,971	\$45,416	\$4,229,824
2019 Difference	\$(195,298)	\$(82,300)	\$(303,035)	\$(64,990)	\$(31,715)	\$(4,949)	\$(682,287)

Operating expenses are \$682,287 or 13.9% below year-to-date budget:

- Salaries & Wages are \$195,298 below year-to-date budget
 - Parks are under budget by \$30,543 for part-time staff
 - Recreation – Athletic Fields are under budget \$9,660 for part-time staff
 - Beaches are under budget by \$31,806 for beach attendants
 - Salaries in the Golf Fund are \$35,528 below budget for maintenance workmen part-time and \$29,089 for attendants part-time and instructors
- Supplies are \$82,300 below year-to-date budget due to the timing of purchases
- Services are \$303,035 below year-to-date budget
 - Reduced FICA/IMRF payments correspond to the lower salaries
 - PDRMA Insurance premiums are \$101,128 below budget due to timing
 - Boat Launch contract services are under budget by \$25,906 due to dredging at Lloyd was under budget

**Winnetka Park District
Capitals / Contracts Payable
As Of June, 2019**



Capitals/Contracts Payable are \$164,014 below year-to-date budget:

- Capitals are \$153,858 below budget
- Contracts Payable are \$10,156 below budget

**Winnetka Park District
Statement of Cash and Investments
For The Month Ended June 30, 2019**

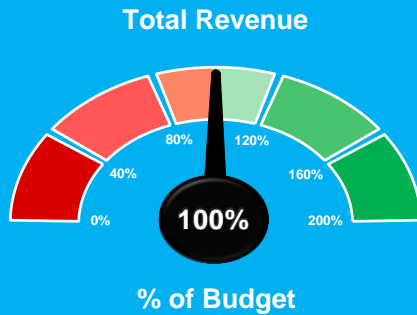
Bank Name	Amount	Annual Rate
CASH		
Petty Cash	1,750.00	
Harris Bank - Holiday Savings	12,286.47	
Illinois Funds	77,452.19	2.42%
N Corwin Fund	37,960.46	0.56%
Harris Bank - Operating	115,101.03	
Harris - Money Market	558,371.82	0.45%
Harris Bank - Payroll	<u>83,355.72</u>	
Total Cash	886,277.69	
INVESTMENTS		
Harris Bank - CD's	0.00	
IPDLAF - Money Market	829,666.39	2.23%
IPDLAF - CD's	248,000.00	2.47%
IPDLAF - CD's	248,000.00	2.50%
IPDLAF - CD's	246,000.00	2.60%
IPDLAF - CD's	246,000.00	2.75%
IPDLAF - CD's	246,000.00	2.65%
IPDLAF - CD's	246,000.00	2.55%
IPDLAF - CD's	246,000.00	2.50%
IPDLAF - CD's	246,000.00	2.65%
IPDLAF - CD's	246,000.00	2.50%
IPDLAF - CD's	246,000.00	2.55%
IPDLAF - CD's	247,000.00	2.40%
IPDLAF - CD's	247,000.00	2.40%
North Shore Community Bank Max Safe Money Market	3,468,096.66	2.54%
North Shore Community Bank CD	<u>1,252,643.21</u>	2.65%
Total Investments	8,508,406.26	2.53%
TOTAL CASH & INVESTMENTS	9,394,683.95	

Winnetka Park District Revenue Analysis Dashboard

YTD
As of 06/30/2019

Winnetka Park District

Total Revenue



Total Revenue

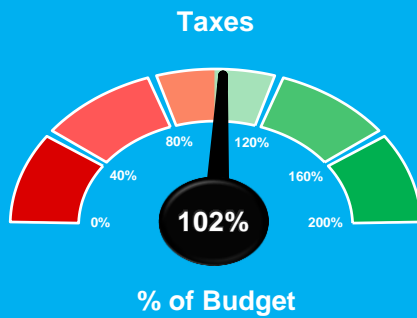
Actual
\$6,381,143

Budget
\$6,361,252

\$1.000M \$2.000M \$3.000M \$4.000M \$5.000M \$6.000M \$7.000M

Winnetka Park District

Taxes



Taxes

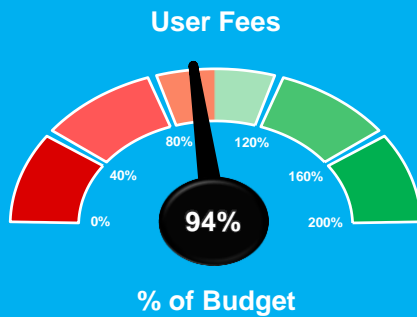
Actual
\$2,983,974

Budget
\$2,925,018

\$1.000M \$2.000M \$3.000M

Winnetka Park District

User Fees



User Fees

Actual
\$2,493,802

Budget
\$2,662,073

\$1.000M \$2.000M \$3.000M

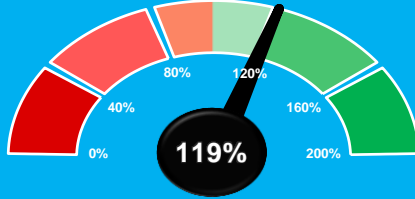
Winnetka Park District Revenue Analysis Dashboard

YTD
As of 06/30/2019

Winnetka Park District

Rec Program

Rec Program Fees



119%
% of Budget

Rec
Program
Fees

Actual
\$596,164

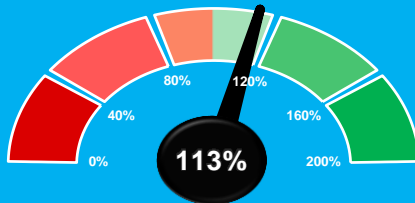
Budget
\$502,555

\$200.000K \$300.000K \$400.000K \$500.000K \$600.000K

Winnetka Park District

Other: Pro, Misc, Interest

Other: Pro, Interest, Misc



113%
% of Budget

Other: Pro,
Interest,
Misc

Actual
\$307,203

Budget
\$271,606

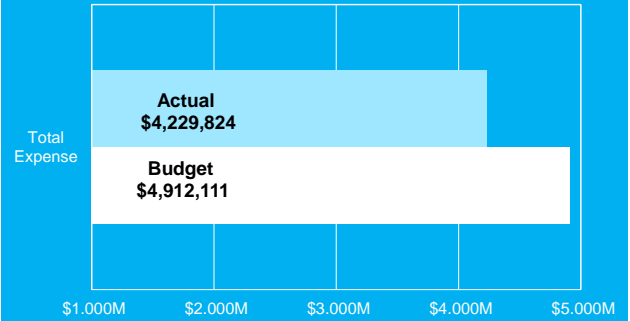
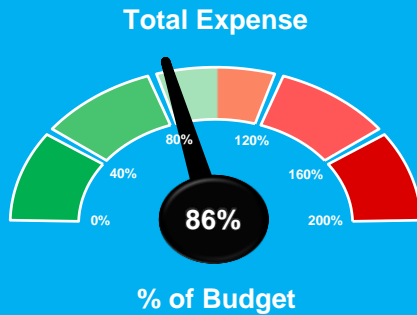
\$100.000K \$200.000K \$300.000K \$400.000K

Winnetka Park District Expense Analysis Dashboard

YTD
As of 06/30/2019

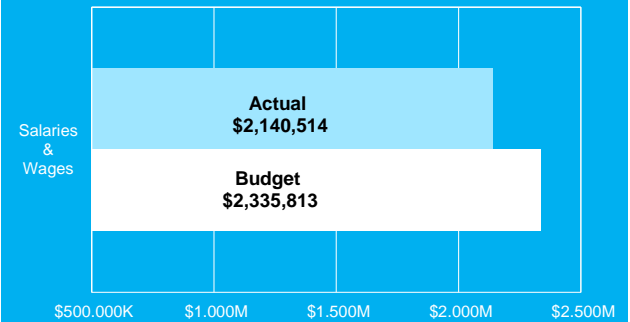
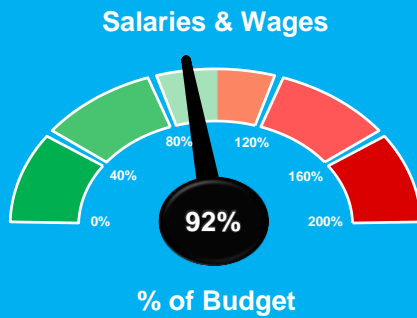
Winnetka Park District

Total Expense



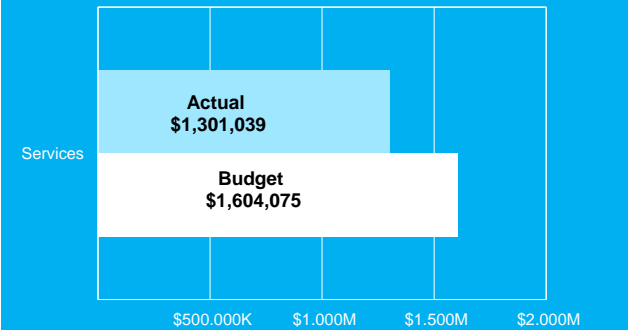
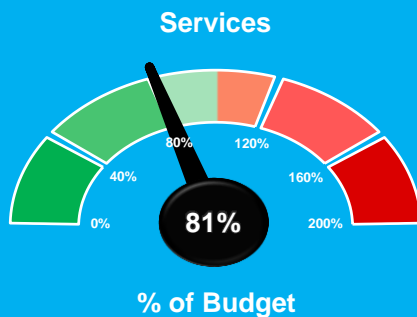
Winnetka Park District

Salaries & Wages



Winnetka Park District

Services

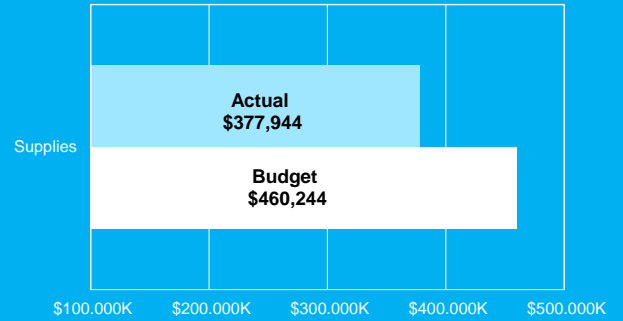
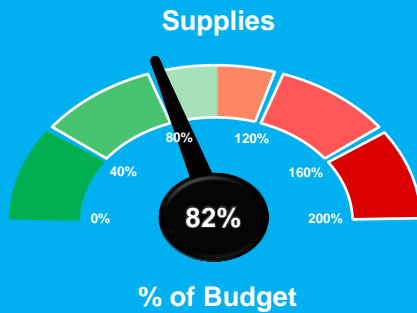


Winnetka Park District Expense Analysis Dashboard

YTD
As of 06/30/2019

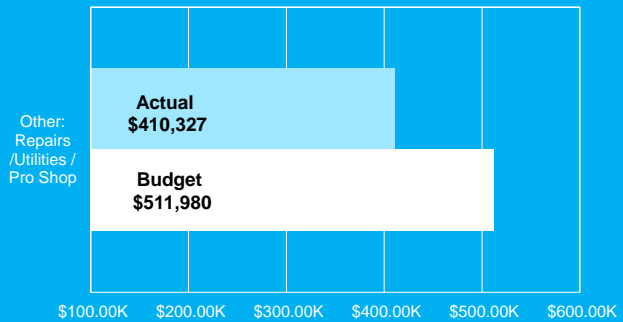
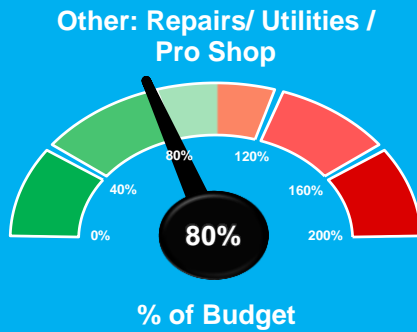
Winnetka Park District

Supplies



Winnetka Park District

Other: Repairs / Utilities /

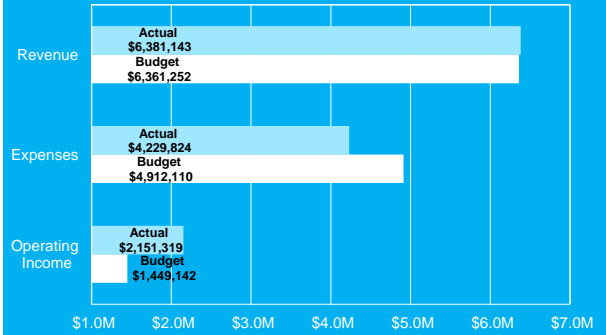
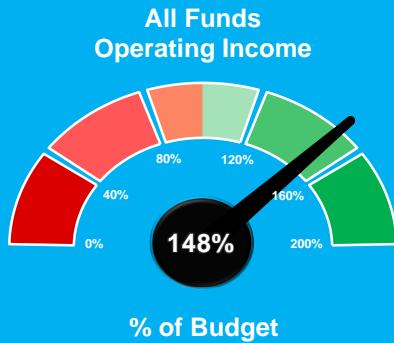


Winnetka Park District Operating Income Dashboard

YTD
As of 06/30/2019

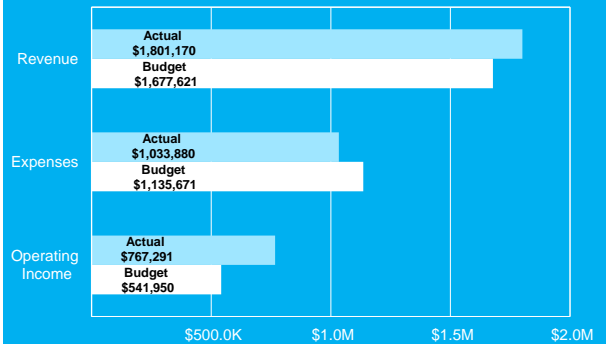
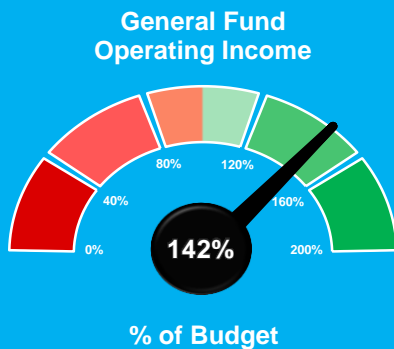
Winnetka Park District

All Funds



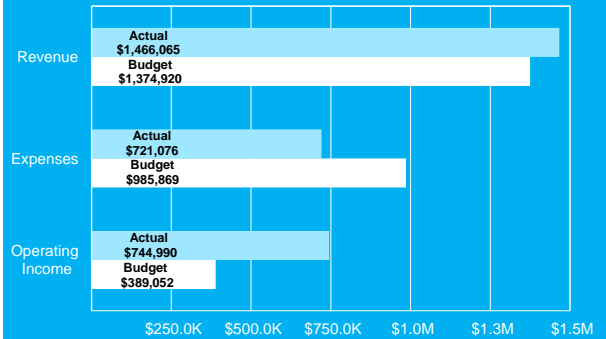
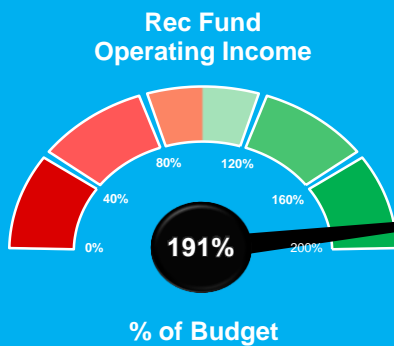
Winnetka Park District

General Fund



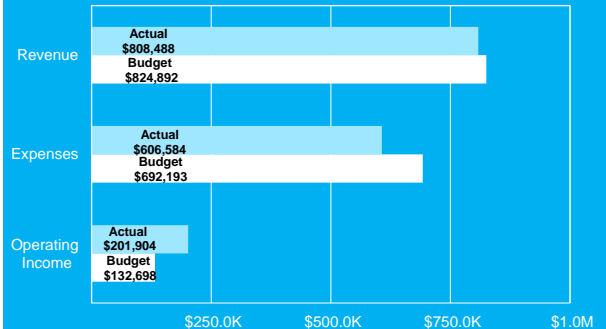
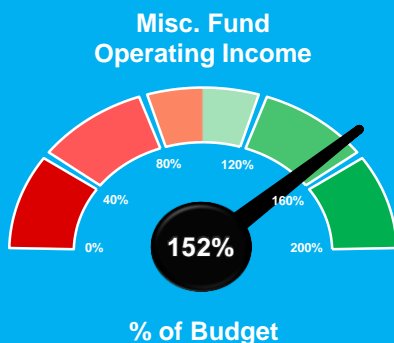
Winnetka Park District

Rec Fund



Winnetka Park District

Misc Fund

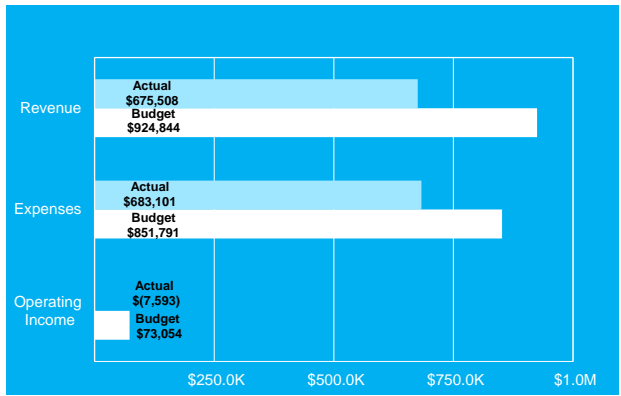
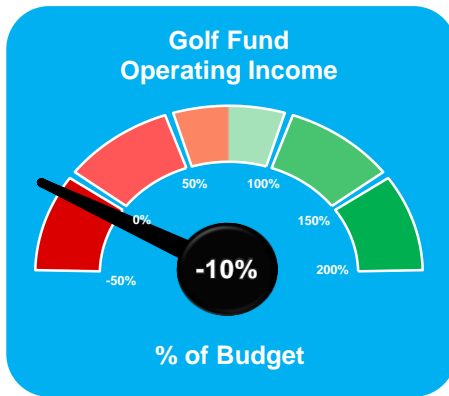


Winnetka Park District Operating Income Dashboard

YTD
As of 06/30/2019

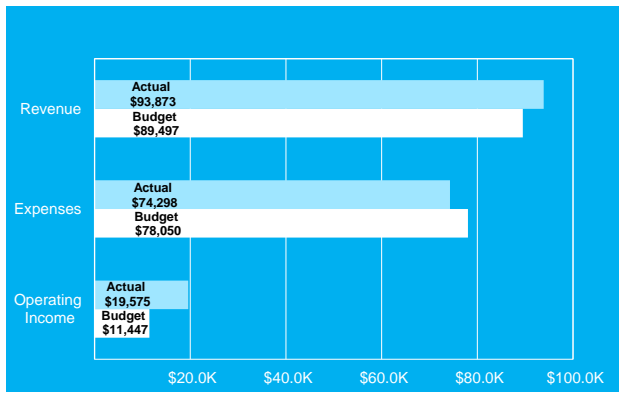
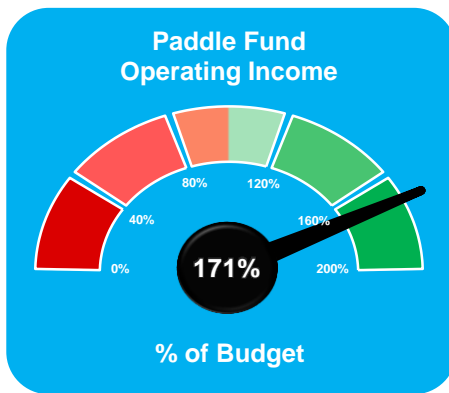
Winnetka Park District

Golf Fund



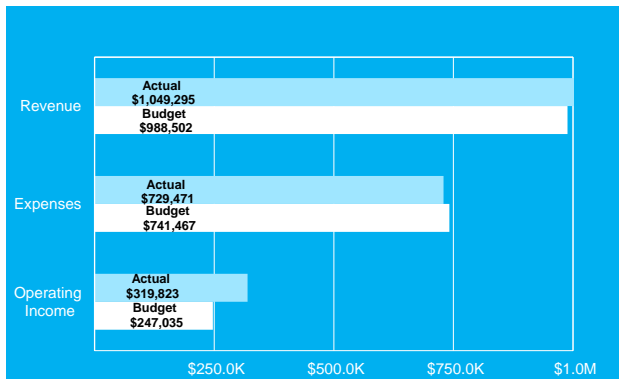
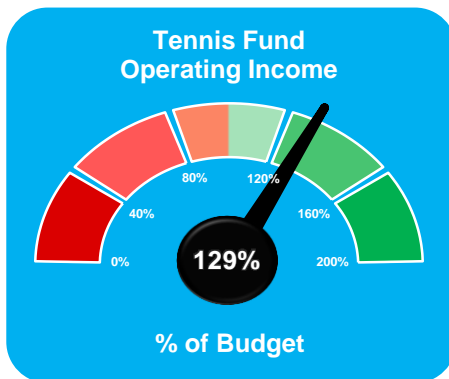
Winnetka Park District

Paddle Fund



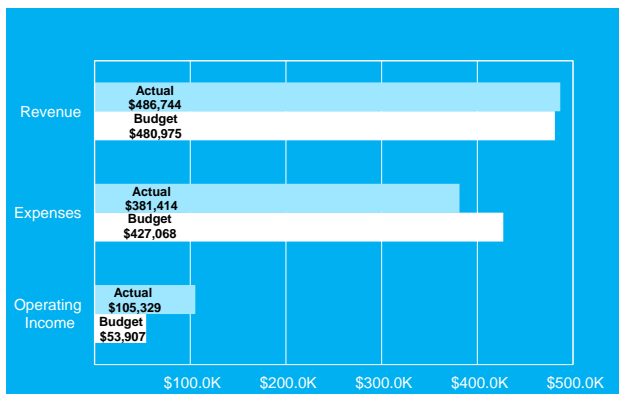
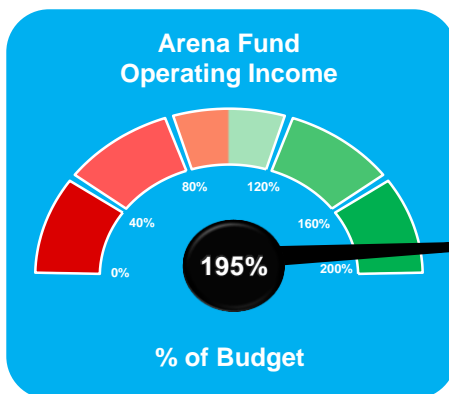
Winnetka Park District

Tennis Fund



Winnetka Park District

Arena Fund



Winnetka Park District Other Metrics Dashboard

YTD
As of 06/30/2019

Winnetka Park District

Capitals

