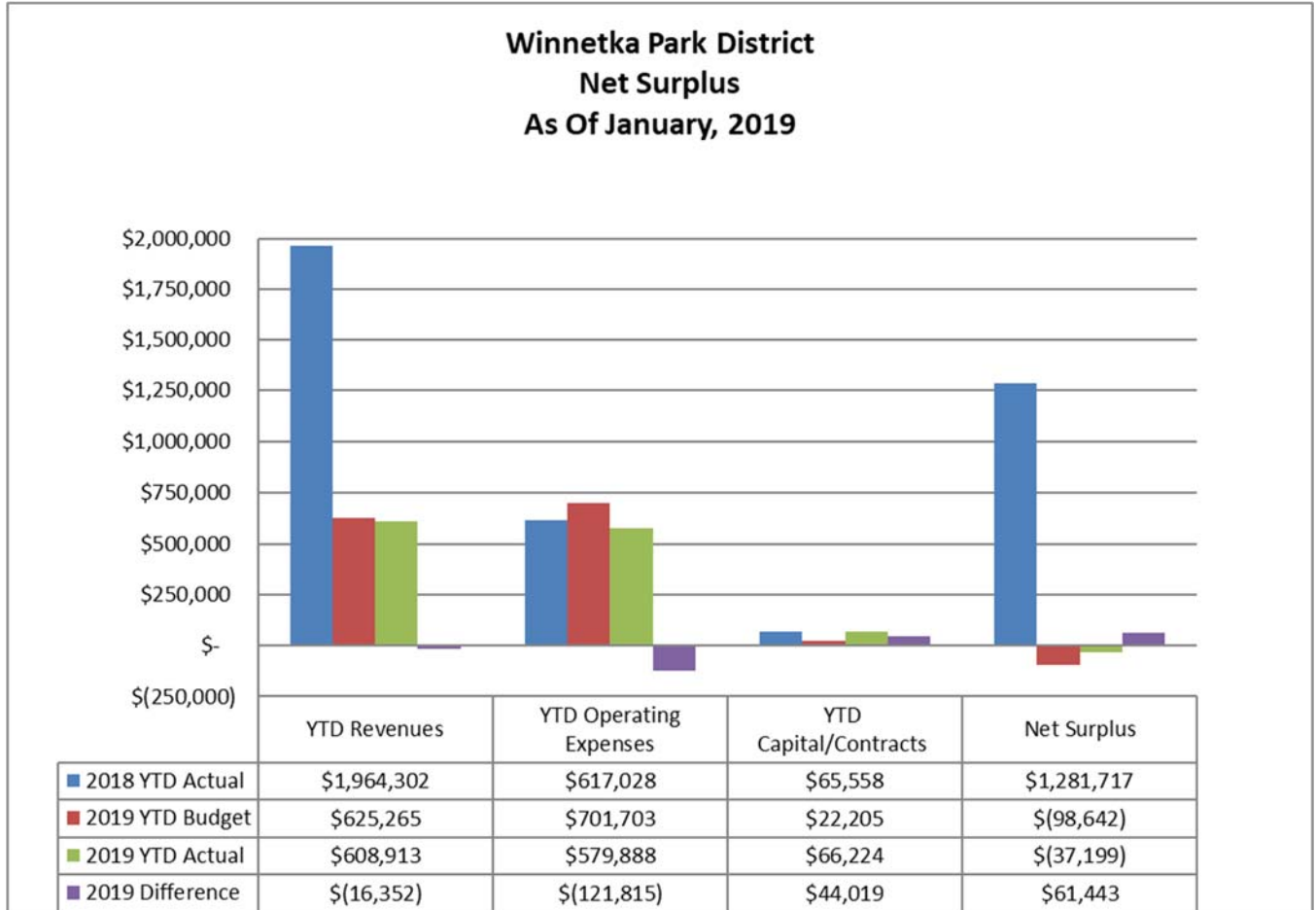


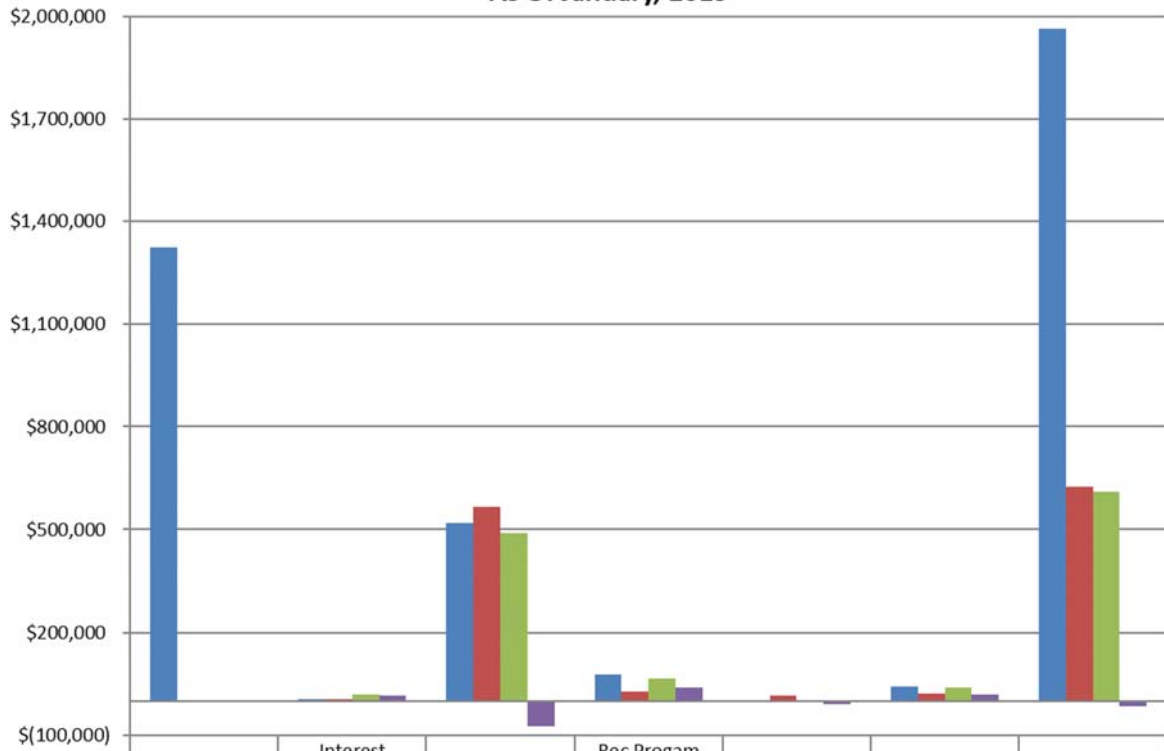
**JANUARY 2019 FINANCIAL SUMMARY**  
**FOR ALL FUNDS COMBINED- UNAUDITED**



**Net Surplus/(Deficit) is \$61,443 above year-to-date budget**

- Revenues are \$16,352 below year-to-date budget
- Operating Expenses are \$121,815 below year-to-date budget
- Capitals/Contracts Payable are \$44,019 above year-to-date budget

**Winnetka Park District  
Revenues  
As Of January, 2019**

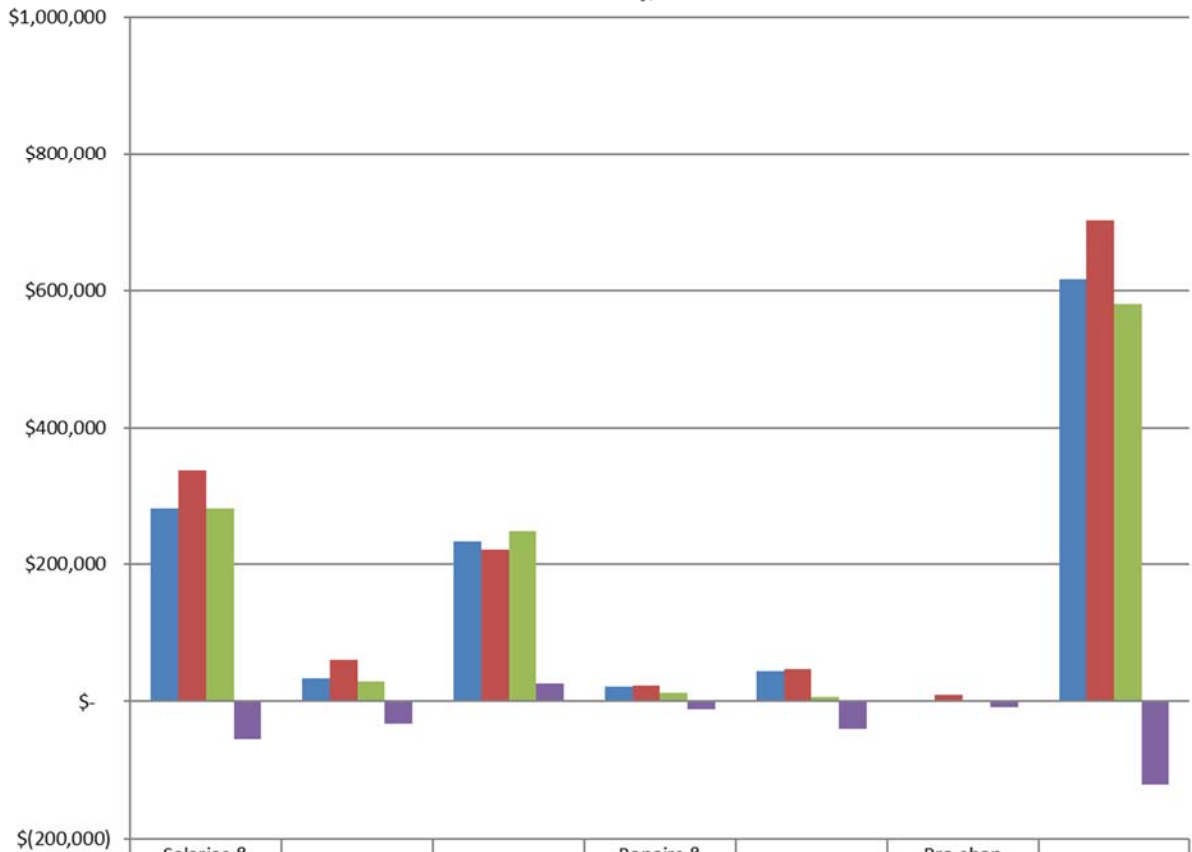


	Taxes	Interest Income	User Fees	Rec Program Fees	Pro-shop	Misc Income	Total
■ 2018 YTD Actual	\$1,324,559	\$4,098	\$518,632	\$75,615	\$1,530	\$39,867	\$1,964,302
■ 2019 YTD Budget	\$-	\$4,082	\$564,724	\$25,099	\$12,711	\$18,650	\$625,265
■ 2019 YTD Actual	\$-	\$16,813	\$490,935	\$62,414	\$2,817	\$35,934	\$608,913
■ 2019 Difference	\$-	\$12,731	\$(73,788)	\$37,315	\$(9,894)	\$17,283	\$(16,352)

**Revenues are \$16,352 below year-to-date budget:**

- Total revenues are 97.4% of year-to-date budget
- Interest income is \$12,731 above year-to-date budget and \$12,714 above the 2018 year-to-date amount
- User Fees are \$73,788 below year-to-date budget
- Rec Program Fees are \$37,315 above year-to-date budget

**Winnetka Park District  
Operating Expenses  
As Of January, 2019**

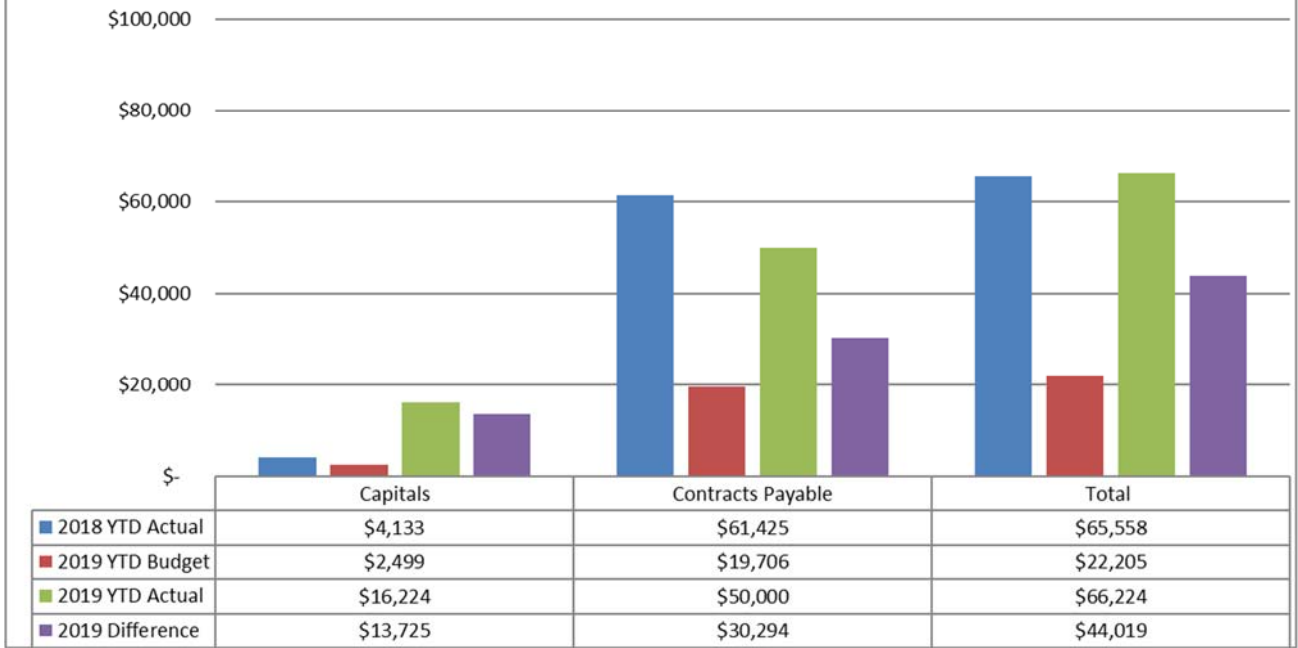


	Salaries & Wages	Supplies	Services	Repairs & Maint.	Utilities	Pro-shop Merch.	Total
2018 YTD Actual	\$282,294	\$34,174	\$234,092	\$21,025	\$44,686	\$757	\$617,028
2019 YTD Budget	\$337,458	\$61,202	\$221,956	\$22,922	\$47,927	\$10,238	\$701,703
2019 YTD Actual	\$282,013	\$28,853	\$248,077	\$12,155	\$7,385	\$1,406	\$579,888
2019 Difference	\$(55,444)	\$(32,349)	\$26,120	\$(10,767)	\$(40,542)	\$(8,833)	\$(121,815)

**Operating expenses are \$121,815, or 17% below year-to-date budget:**

- Salaries & Wages are \$55,444 below year-to-date budget
  - Parks are under budget by \$10,933 for part-time staff
  - Salaries in the Golf Fund are \$41,602 below budget for part-time attendants, instructors group lessons and maintenance workmen
- Supplies are a combined \$32,349 below budget across all funds
- Utilities are \$40,542 below year-to-date budget because invoices for utilities were not received until February

**Winnetka Park District  
Capitals / Contracts Payable  
As Of January, 2019**



**Capitals/Contracts Payable are \$44,019 above year-to-date budget:**

- Capitals are \$13,725 above budget from new carpet installation and ball machine at Tennis purchased very early in the year
- Contracts Payable are \$30,294 over budget due to distribution timing of loan payment

**Winnetka Park District  
Statement of Cash and Investments  
For The Month Ended January 31, 2019**

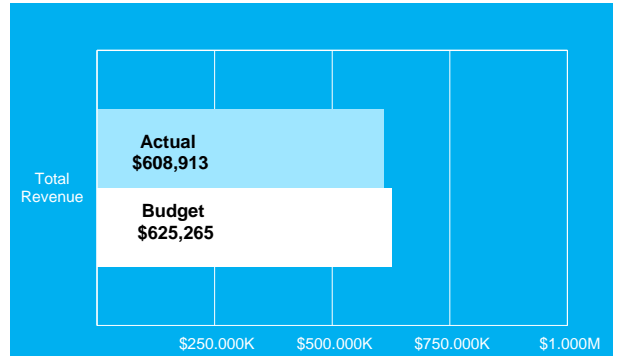
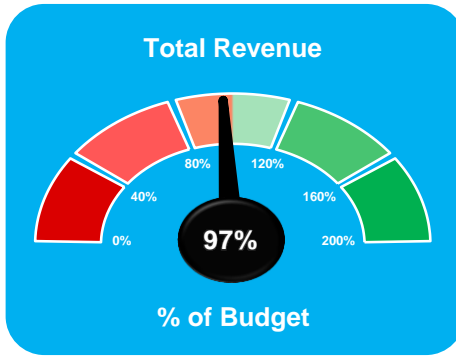
<b>Bank Name</b>	<b>Amount</b>	<b>Annual Rate</b>
<b>CASH</b>		
Petty Cash	1,750.00	
Harris Bank - Holiday Savings	1,890.04	
Illinois Funds	76,678.74	2.42%
N Corwin Fund	37,873.50	0.56%
Harris Bank - Operating	267,559.15	
Harris - Money Market	274,972.38	0.45%
Harris Bank - Payroll	<u>18,118.88</u>	
<b>Total Cash</b>	<b>678,842.69</b>	
<b>INVESTMENTS</b>		
Harris Bank - CD's	0.00	
IPDLAF - Money Market	1,999,059.68	2.32%
IPDLAF - CD's	248,000.00	2.80%
IPDLAF - CD's	248,000.00	2.70%
IPDLAF - CD's	248,000.00	2.67%
IPDLAF - CD's	248,000.00	2.70%
IPDLAF - CD's	246,000.00	2.62%
IPDLAF - CD's	246,000.00	2.70%
North Shore Community Bank Max Safe Money Market	2,902,254.86	2.58%
North Shore Community Bank CD	<u>1,239,153.81</u>	2.65%
<b>Total Investments</b>	<b>7,624,468.35</b>	<b>2.37%</b>
<b>TOTAL CASH &amp; INVESTMENTS</b>	<b>8,303,311.04</b>	

# Winnetka Park District Revenue Analysis Dashboard

YTD  
As of 01/31/2019

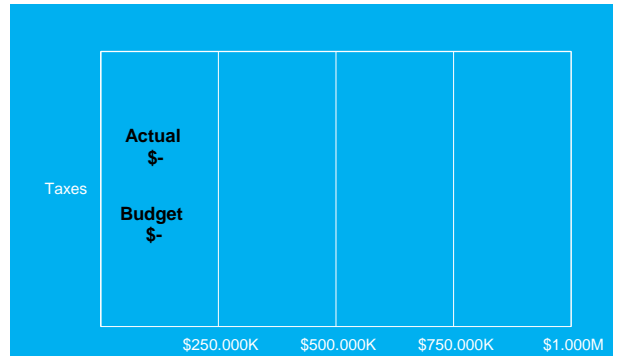
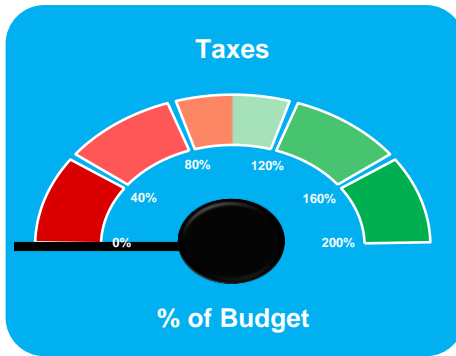
Winnetka Park District

## Total Revenue



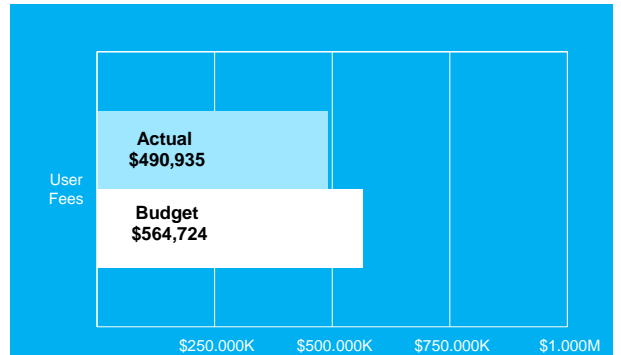
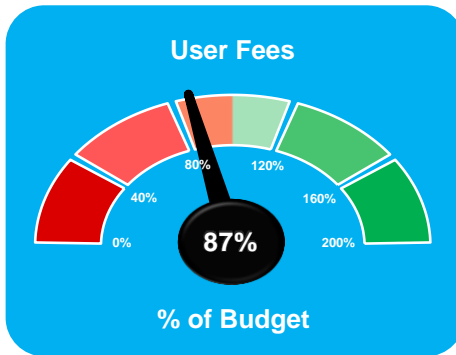
Winnetka Park District

## Taxes



Winnetka Park District

## User Fees



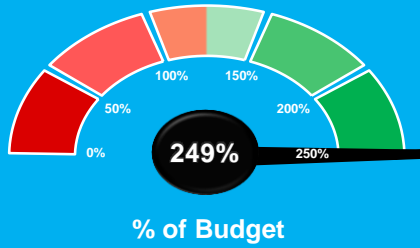
# Winnetka Park District Revenue Analysis Dashboard

YTD  
As of 01/31/2019

Winnetka Park District

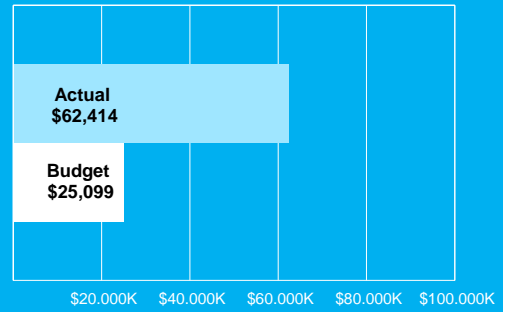
## Rec Program

### Rec Program Fees



% of Budget

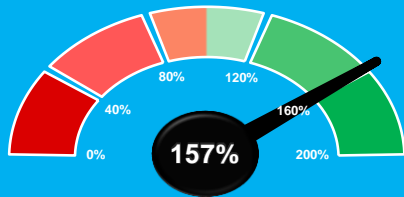
Rec  
Program  
Fees



Winnetka Park District

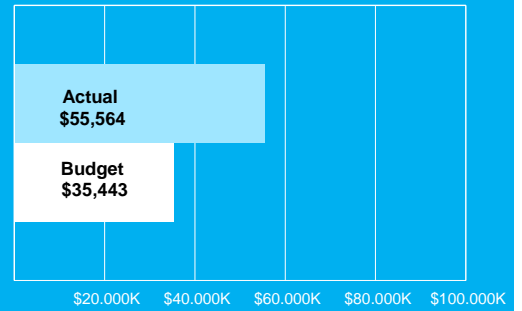
## Other: Pro, Misc, Interest

### Other: Pro, Interest, Misc



% of Budget

Other: Pro,  
Interest,  
Misc

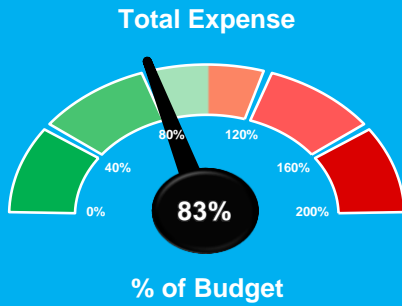


# Winnetka Park District Expense Analysis Dashboard

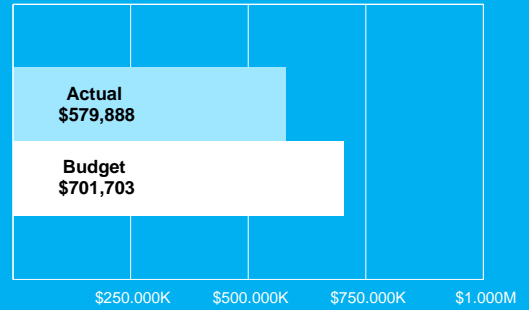
YTD  
As of 01/31/2019

Winnetka Park District

## Total Expense

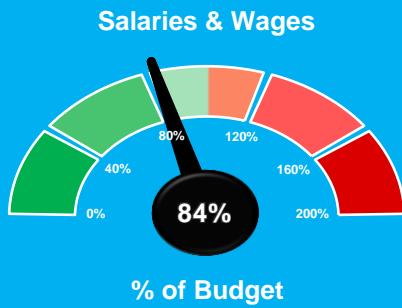


Total Expense

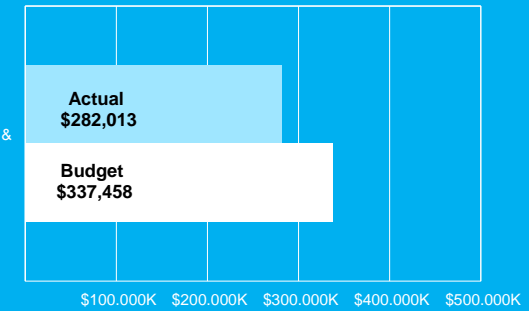


Winnetka Park District

## Salaries & Wages

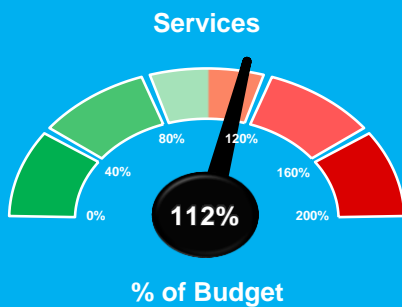


Salaries & Wages

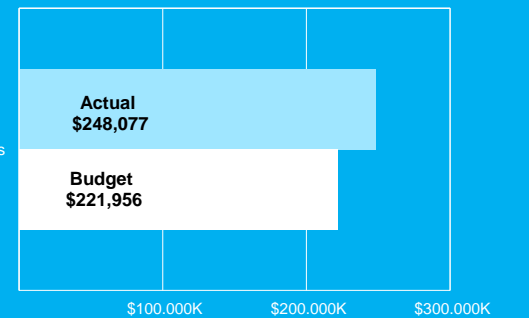


Winnetka Park District

## Services



Services



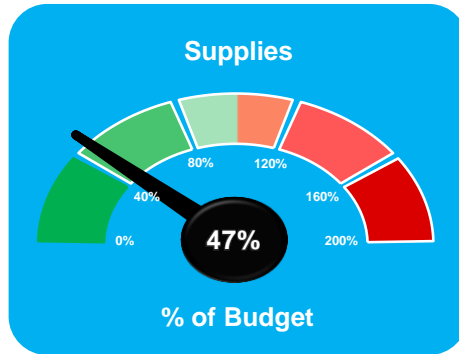


# Winnetka Park District Expense Analysis Dashboard

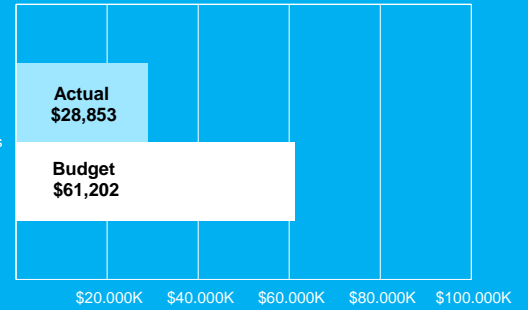
YTD  
As of 01/31/2019

Winnetka Park District

## Supplies

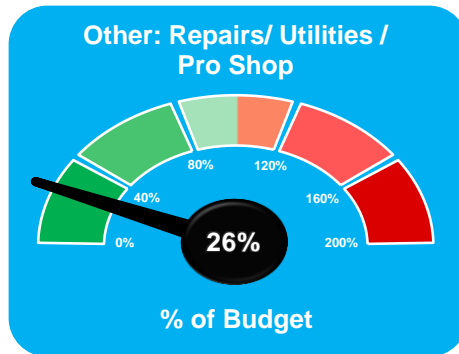


Supplies

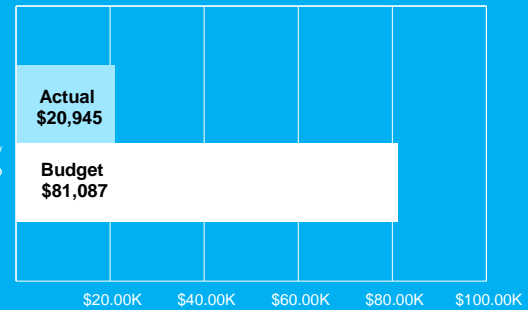


Winnetka Park District

## Other: Repairs / Utilities /



Other:  
Repairs /  
Utilities /  
Pro Shop

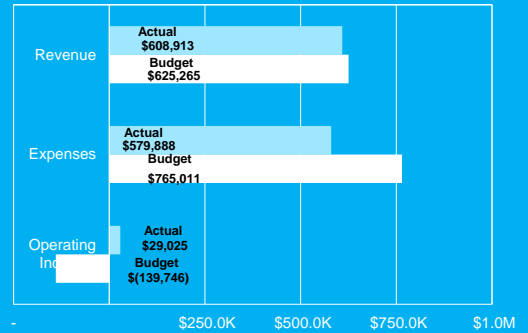
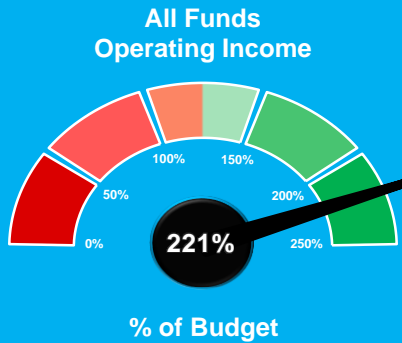


# Winnetka Park District Operating Income Dashboard

YTD  
As of 01/31/2019

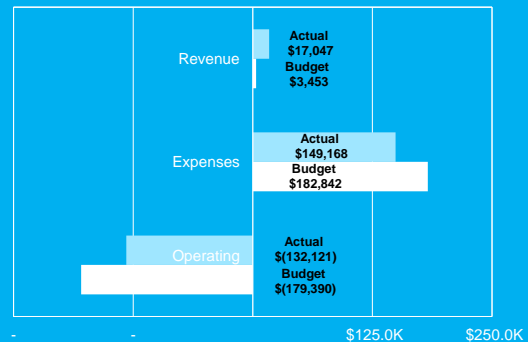
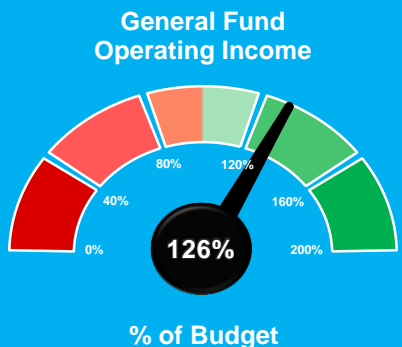
Winnetka Park District

## All Funds



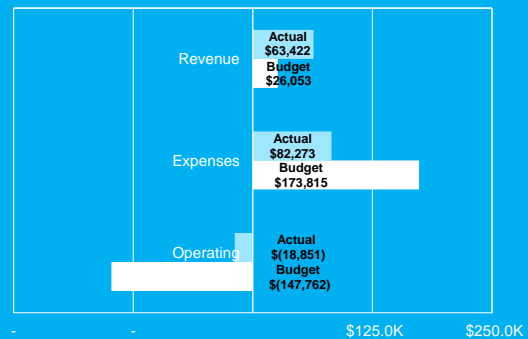
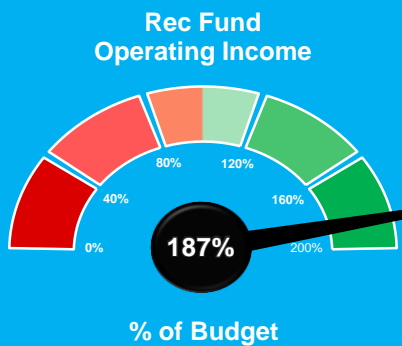
Winnetka Park District

## General Fund



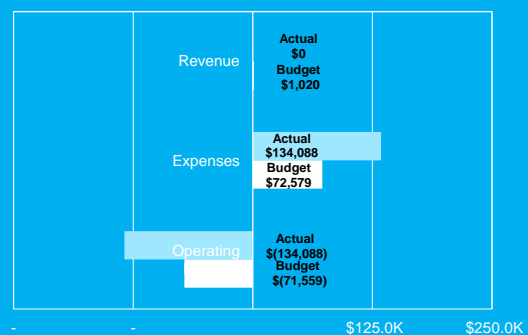
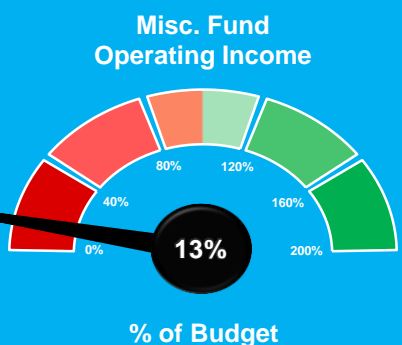
Winnetka Park District

## Rec Fund



Winnetka Park District

## Misc Fund

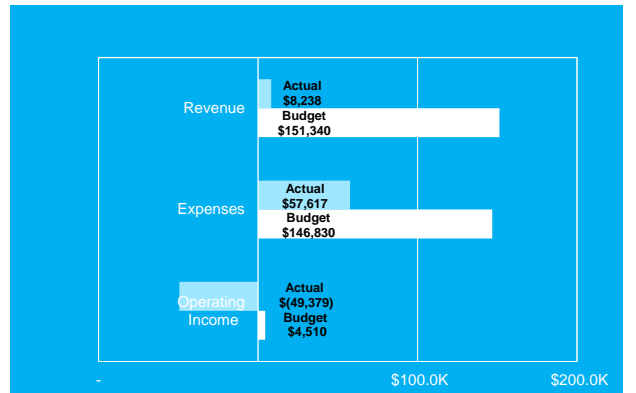
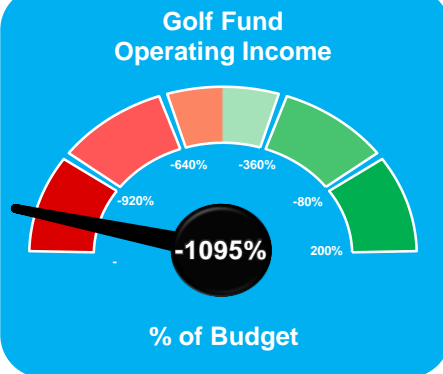


# Winnetka Park District Operating Income Dashboard

YTD  
As of 01/31/2019

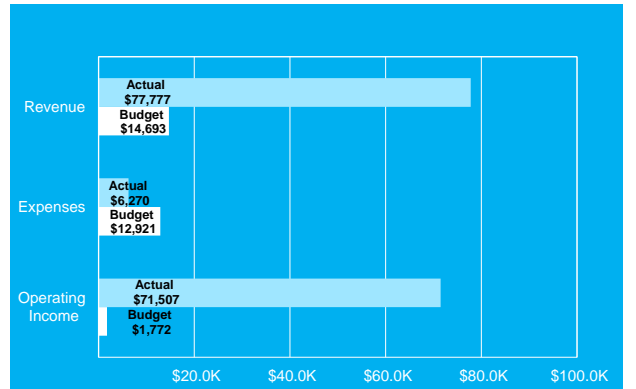
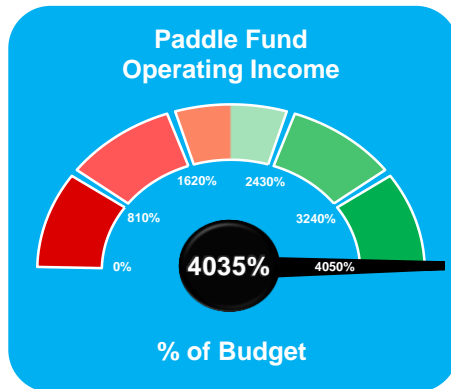
Winnetka Park District

## Golf Fund



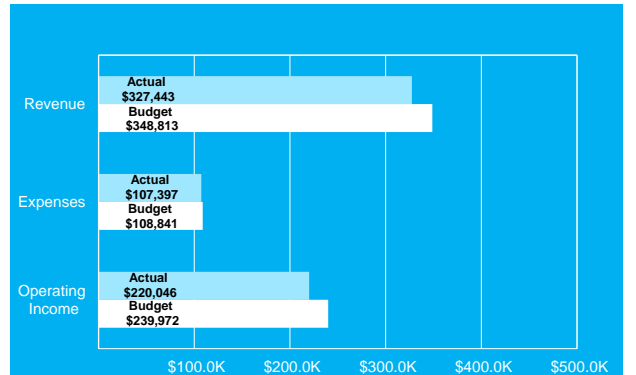
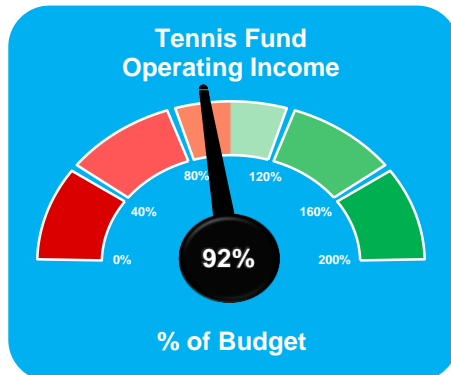
Winnetka Park District

## Paddle Fund



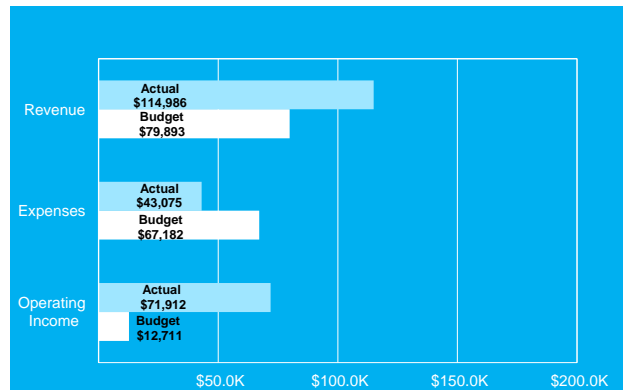
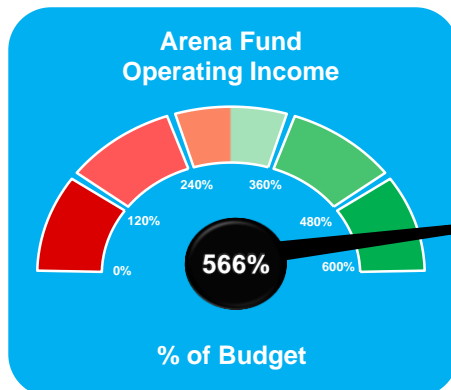
Winnetka Park District

## Tennis Fund



Winnetka Park District

## Arena Fund



# Winnetka Park District Other Metrics Dashboard

YTD  
As of 01/31/2019

Winnetka Park District

## Capitals

