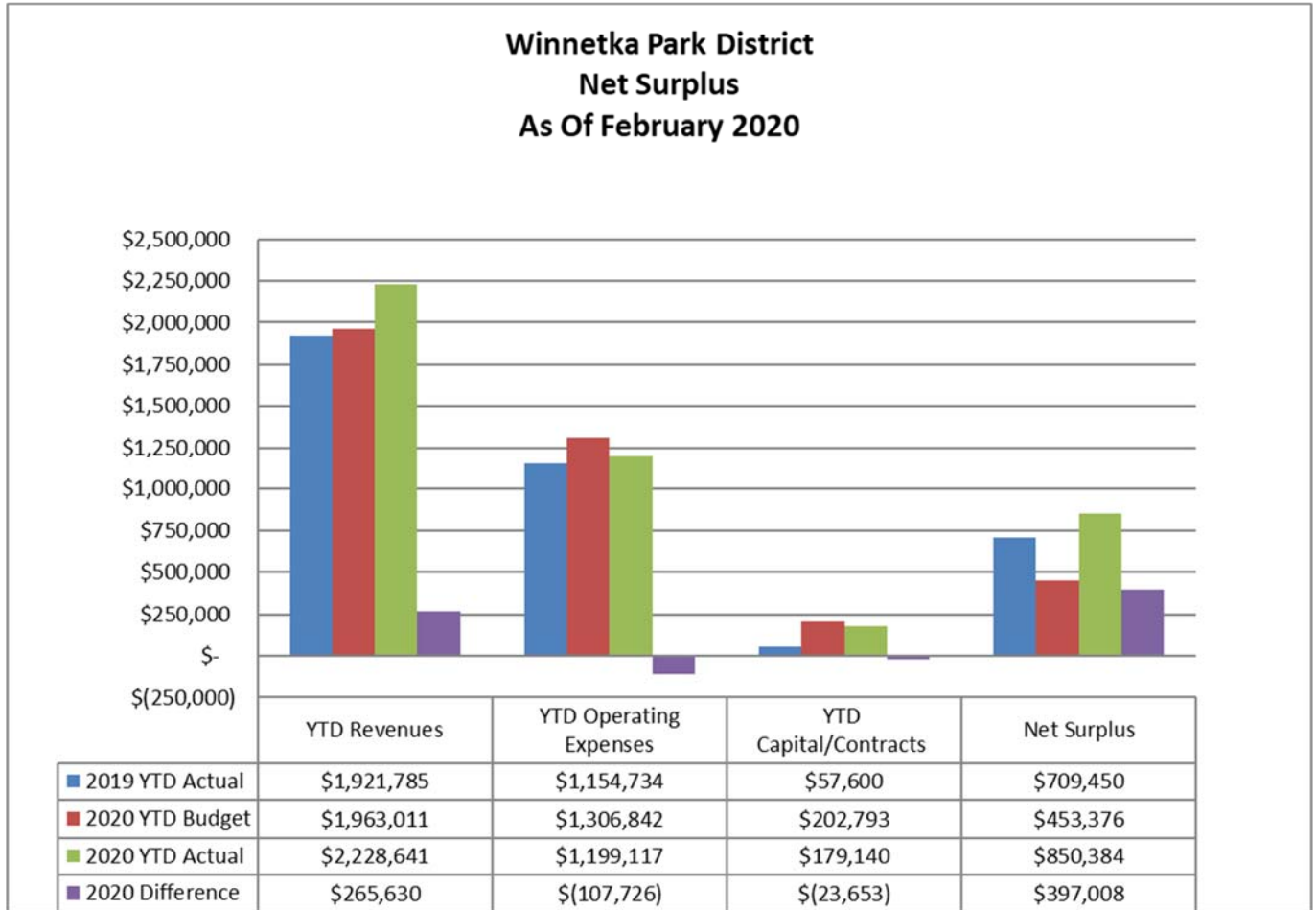


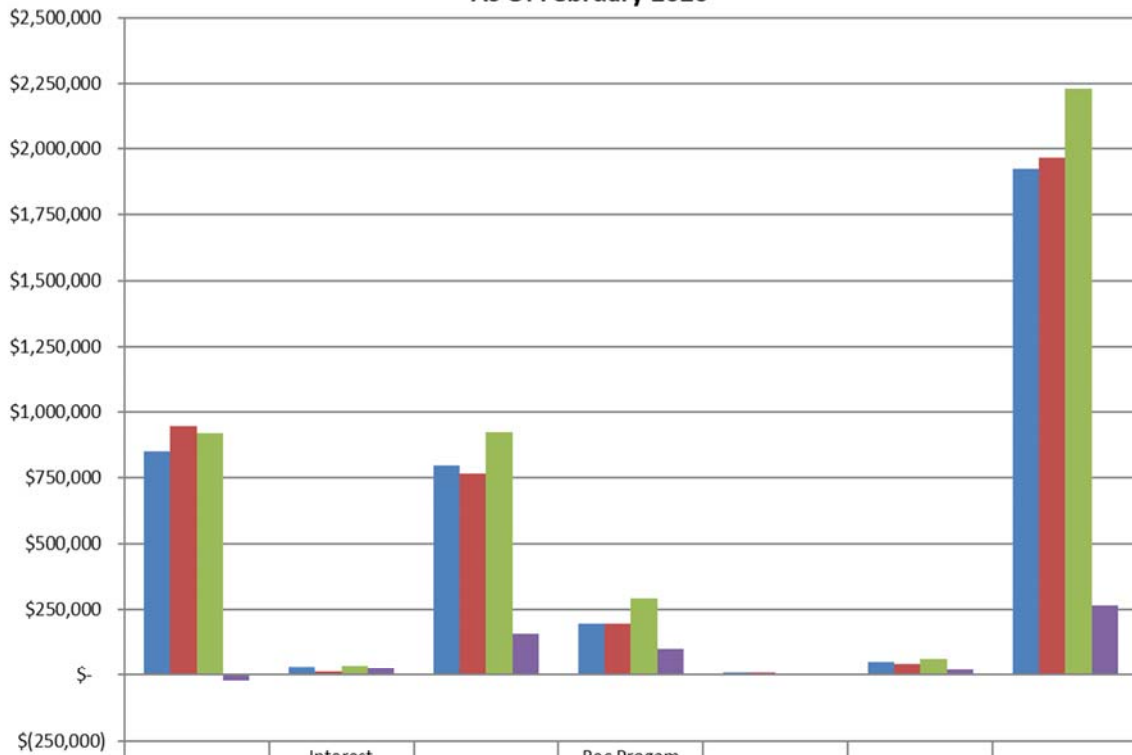
FEBRUARY 2020 FINANCIAL SUMMARY
FOR ALL FUNDS COMBINED- UNAUDITED



Net Surplus/(Deficit) is \$397,008 above year-to-date budget

- Revenues are \$265,630 above year-to-date budget
- Operating Expenses are \$107,726 below year-to-date budget
- Capitals/Contracts Payable are \$23,653 below year-to-date budget

**Winnetka Park District
Revenues
As Of February 2020**

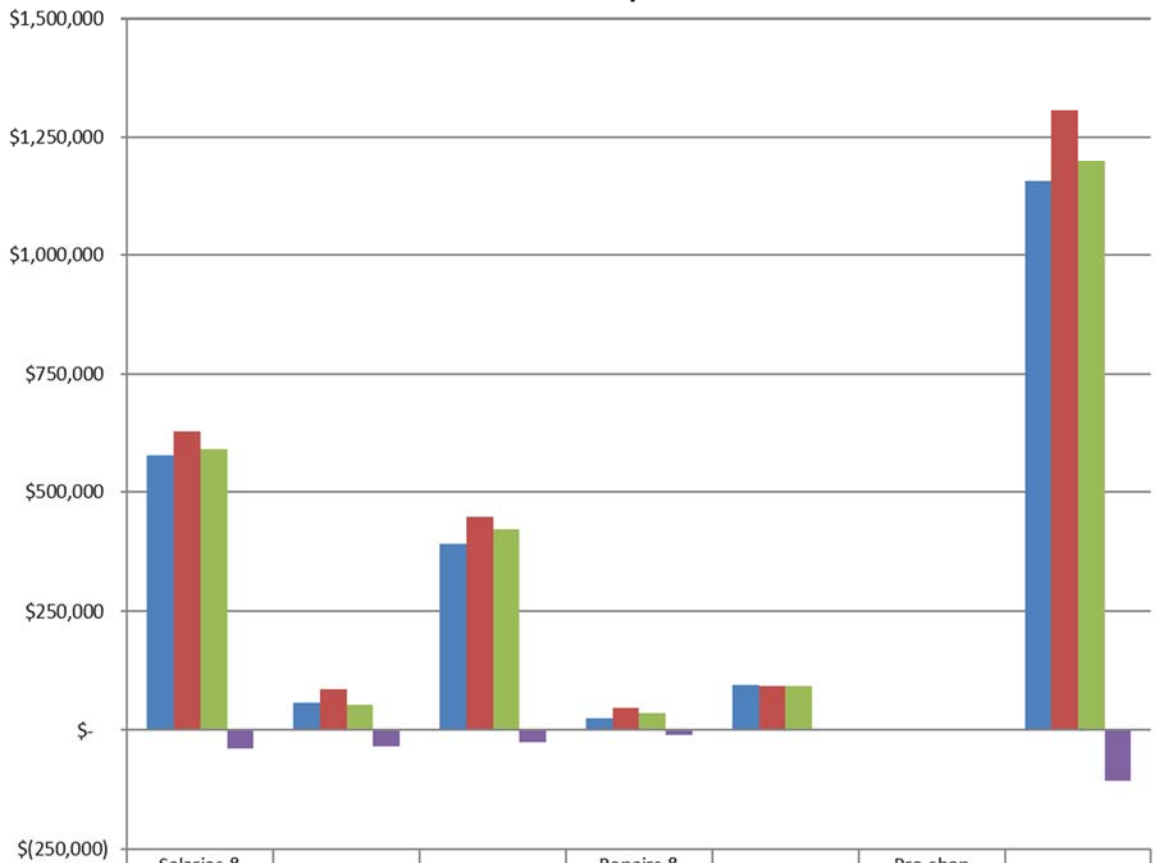


| | Taxes | Interest Income | User Fees | Rec Program Fees | Pro-shop | Misc Income | Total |
|-----------------|------------|-----------------|-----------|------------------|-----------|-------------|-------------|
| 2019 YTD Actual | \$850,158 | \$28,536 | \$793,796 | \$193,973 | \$5,110 | \$50,212 | \$1,921,785 |
| 2020 YTD Budget | \$944,677 | \$9,527 | \$765,653 | \$195,364 | \$5,605 | \$42,184 | \$1,963,011 |
| 2020 YTD Actual | \$919,047 | \$32,066 | \$921,496 | \$292,539 | \$3,310 | \$60,183 | \$2,228,641 |
| 2020 Difference | \$(25,630) | \$22,539 | \$155,842 | \$97,175 | \$(2,295) | \$17,999 | \$265,630 |

Revenues are \$265,630 above year-to-date budget:

- Total revenues are 113.5% of year-to-date budget
- Interest income is \$22,539 above year-to-date budget and \$3,530 above 2019 actuals
- User Fees are \$155,842 above year-to-date budget; Tennis and Ice Arena user fees are \$167,078 and \$3,388, respectively, above year-to-date budget
- Rec Program Fees are \$97,175 above year-to-date budget; Camp fees are \$88,650.57 above year-to-date budget
- Miscellaneous Income is \$17,999 above year-to-date budget; Ice Arena Special Events and Skate Rentals are \$7,270 and \$5,521 above budget, respectively

**Winnetka Park District
Operating Expenses
As Of February 2020**

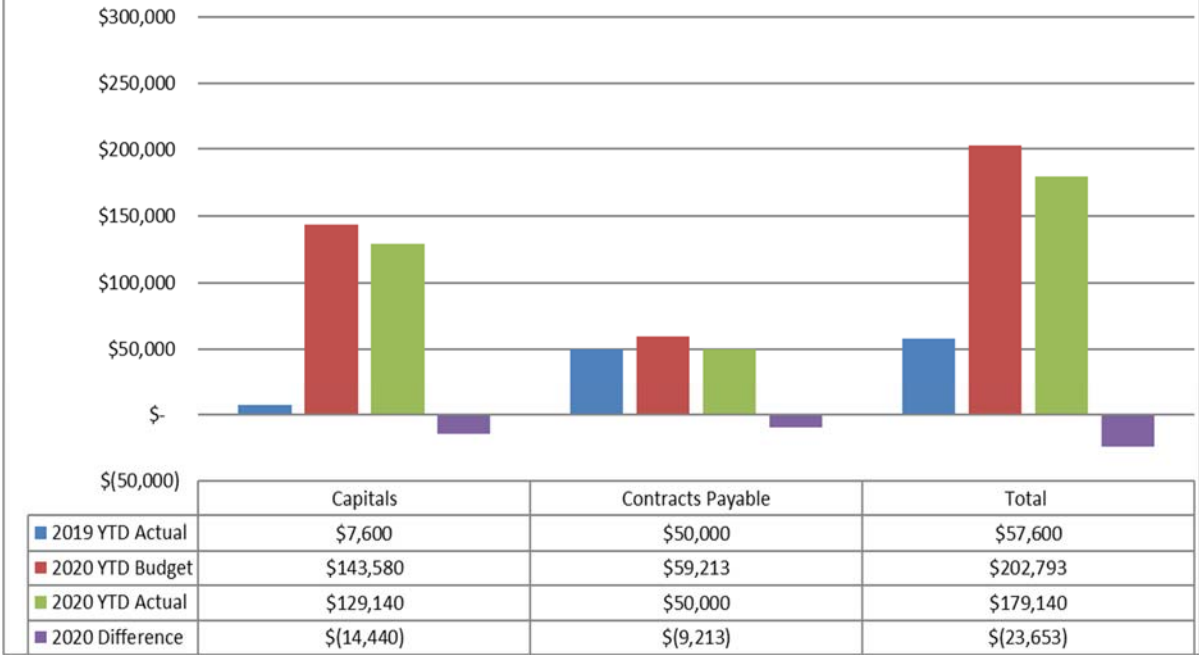


| | Salaries & Wages | Supplies | Services | Repairs & Maint. | Utilities | Pro-shop Merch. | Total |
|-----------------|------------------|------------|------------|------------------|-----------|-----------------|-------------|
| 2019 YTD Actual | \$580,343 | \$58,312 | \$391,155 | \$25,842 | \$95,997 | \$3,085 | \$1,154,734 |
| 2020 YTD Budget | \$630,524 | \$85,680 | \$447,860 | \$46,605 | \$93,295 | \$2,880 | \$1,306,842 |
| 2020 YTD Actual | \$592,025 | \$52,583 | \$422,712 | \$36,987 | \$93,015 | \$1,795 | \$1,199,117 |
| 2020 Difference | \$(38,499) | \$(33,097) | \$(25,149) | \$(9,617) | \$(279) | \$(1,085) | \$(107,726) |

Operating expenses are \$107,726, or 8.2% below year-to-date budget:

- Salaries & Wages are \$38,499 below year-to-date budget
- Supplies are \$33,097 below budget across all funds
- Services are \$25,149 below budget across all funds

**Winnetka Park District
Capitals / Contracts Payable
As Of February 2020**



Capitals/Contracts Payable are \$23,653 below year-to-date budget:

- Capitals are \$14,440 below budget
- Contracts Payable are \$9,213 under budget due to distribution timing of loan payment

**Winnetka Park District
Statement of Cash and Investments
For The Month Ended February 29, 2020**

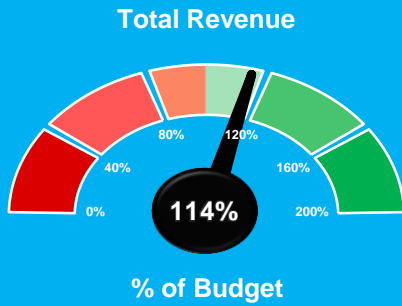
| Bank Name | Amount | Annual Rate |
|--|---------------------|------------------------|
| CASH | | |
| Petty Cash | 1,520.97 | |
| Harris Bank - Holiday Savings | 5,095.21 | |
| Illinois Funds | 78,459.71 | 1.66% |
| N Corwin Fund | 38,090.79 | 0.50% |
| Harris Bank - Operating | 350,071.55 | |
| Harris - Money Market | 742,103.00 | 0.45% |
| Harris Bank - Payroll | <u>17,300.04</u> | |
| Total Cash | 1,232,641.27 | |
| INVESTMENTS | | |
| Harris Bank - CD's | 0.00 | |
| IPDLAF - Money Market | 2,117,961.27 | 1.48% |
| Bank Ozk, AR - CD | 248,000.00 | 1.84% |
| Great Midwest Bank, Ssb, WI - CD | 248,000.00 | 1.70% |
| Grand Bank, OK - CD | 248,000.00 | 1.69% |
| East Boston Savings Bank, MA - CD | 247,000.00 | 1.75% |
| Filedpoint Private Bank & Trust, CT - CD | 247,000.00 | 1.71% |
| North Shore Community Bank Max Safe Money Market | 5,041,509.54 | 1.74% |
| North Shore Community Bank CD | <u>0.00</u> | |
| Total Investments | 8,397,470.81 | 1.67% |
| TOTAL CASH & INVESTMENTS | 9,630,112.08 | |

Winnetka Park District Revenue Analysis Dashboard

YTD
As of 02/29/2020

Winnetka Park District

Total Revenue



Total Revenue

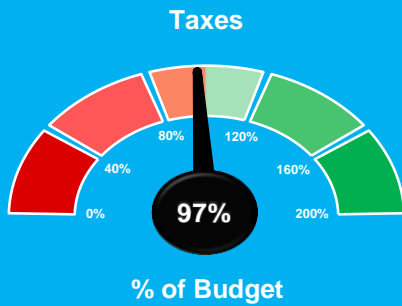
Actual
\$2,228,641

Budget
\$1,963,011

\$500.000K \$1.000M \$1.500M \$2.000M \$2.500M \$3.000M

Winnetka Park District

Taxes



Taxes

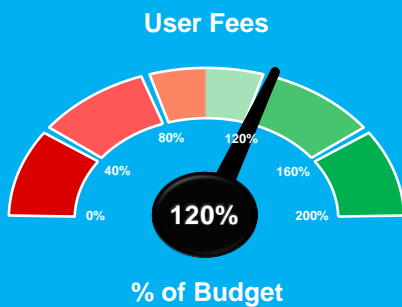
Actual
\$919,047

Budget
\$944,677

\$250.000K \$500.000K \$750.000K \$1.000M \$1.250M \$1.500M

Winnetka Park District

User Fees



User Fees

Actual
\$921,496

Budget
\$765,653

\$250.000K \$500.000K \$750.000K \$1.000M \$1.250M

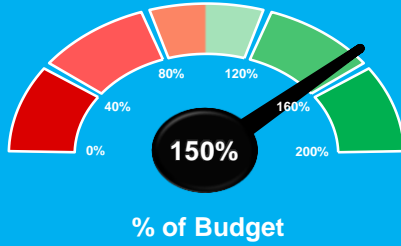
Winnetka Park District Revenue Analysis Dashboard

YTD
As of 02/29/2020

Winnetka Park District

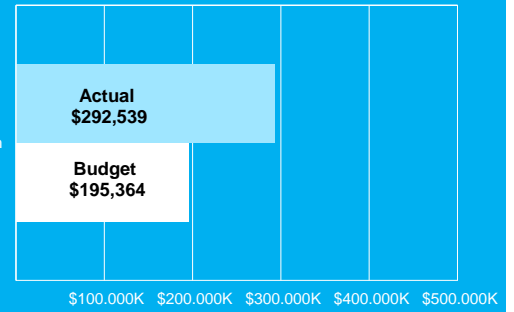
Rec Program

Rec Program Fees



% of Budget

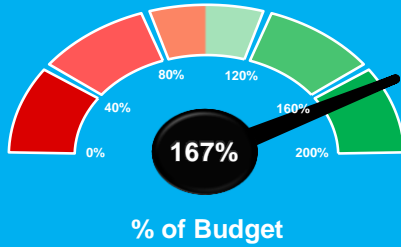
Rec Program Fees



Winnetka Park District

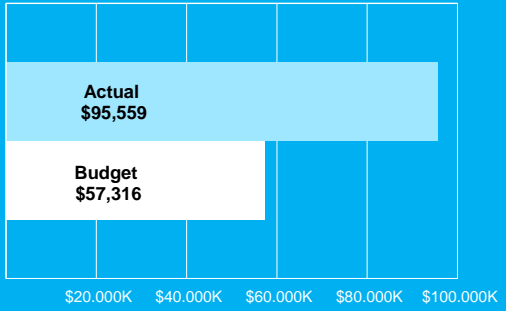
Other: Pro, Misc, Interest

Other: Pro, Interest, Misc



% of Budget

Other: Pro, Interest, Misc

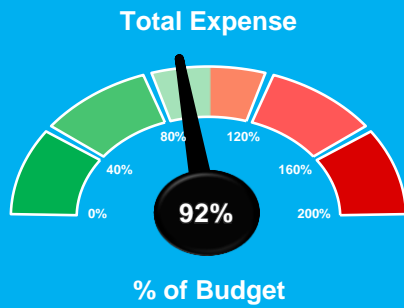


Winnetka Park District Expense Analysis Dashboard

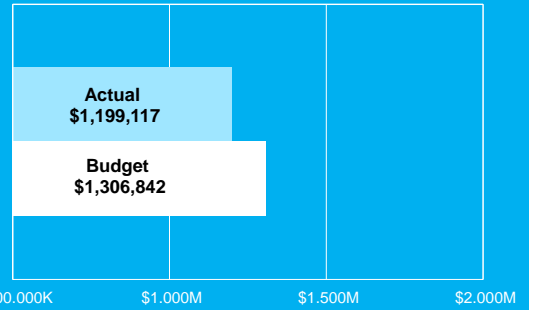
YTD
As of 02/29/2020

Winnetka Park District

Total Expense

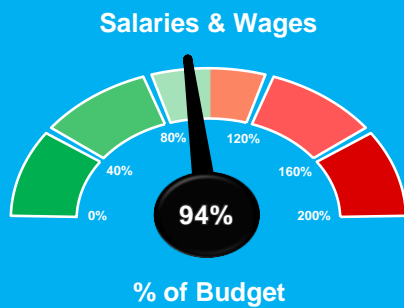


Total Expense

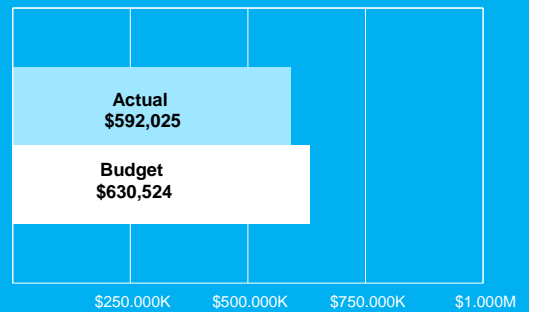


Winnetka Park District

Salaries & Wages

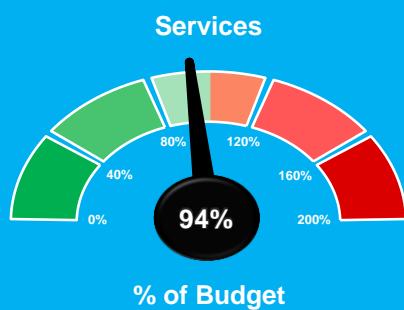


Salaries & Wages

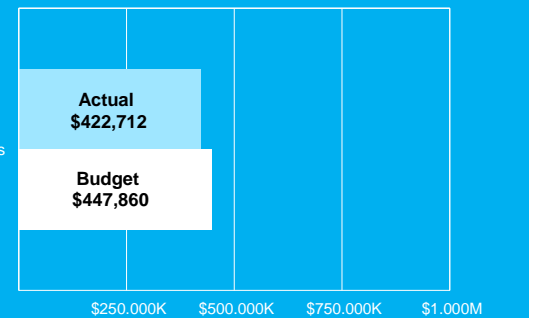


Winnetka Park District

Services



Services

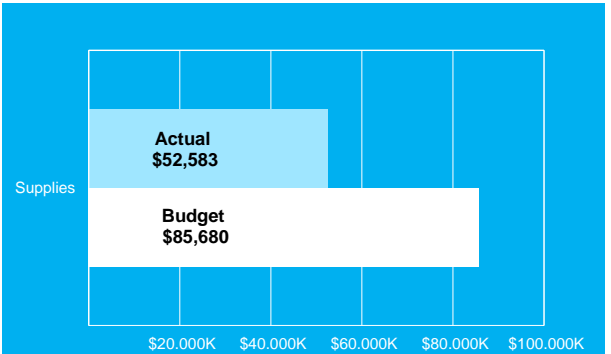
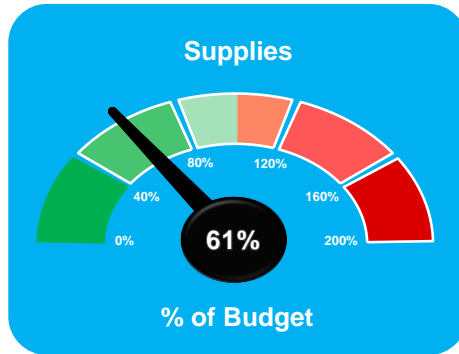


Winnetka Park District Expense Analysis Dashboard

YTD
As of 02/29/2020

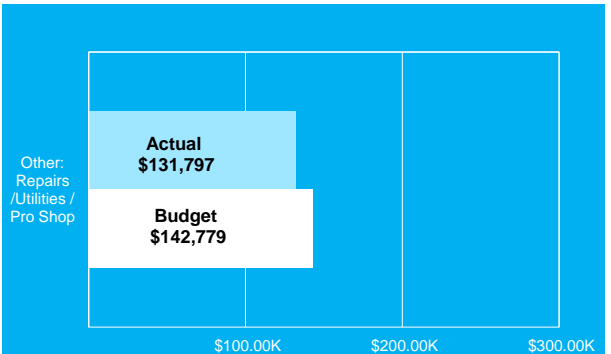
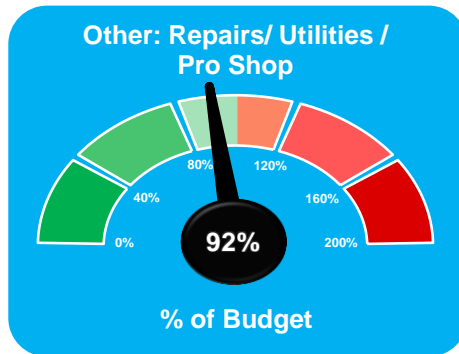
Winnetka Park District

Supplies



Winnetka Park District

Other: Repairs / Utilities /

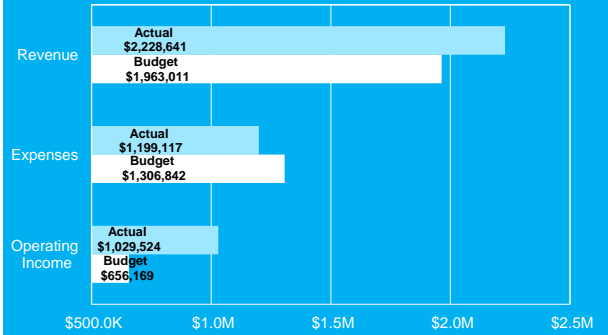
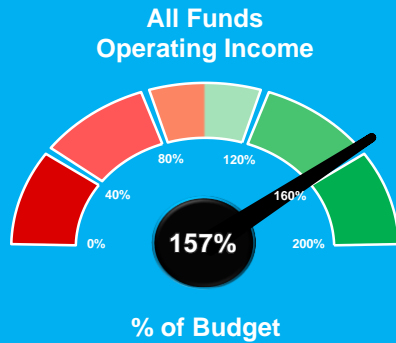


Winnetka Park District Operating Income Dashboard

YTD
As of 02/29/2020

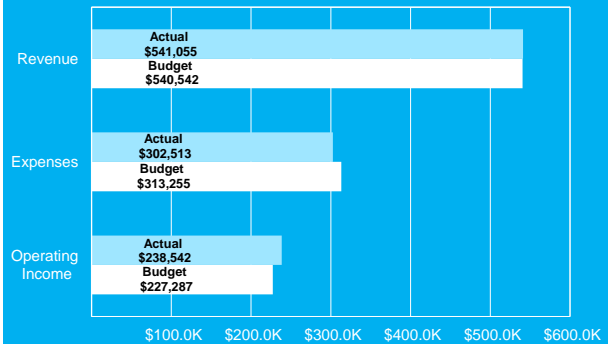
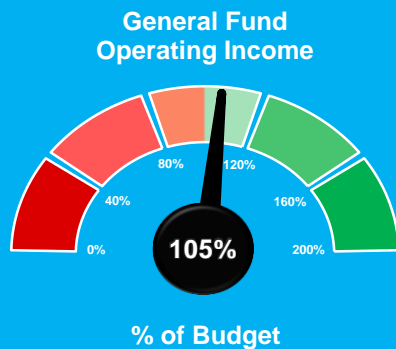
Winnetka Park District

All Funds



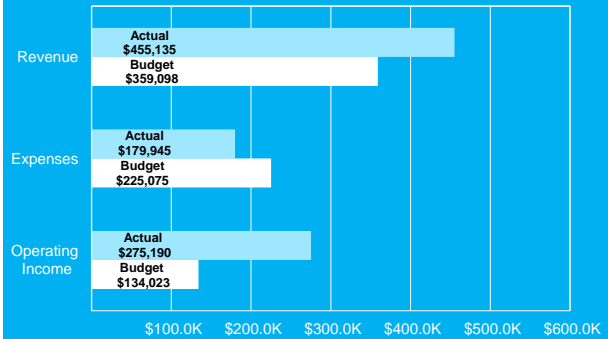
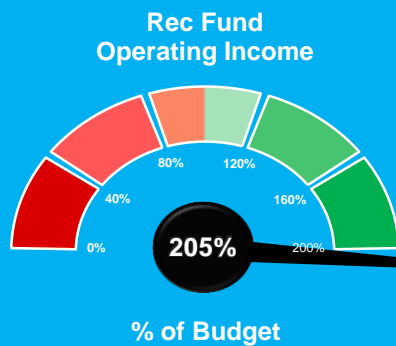
Winnetka Park District

General Fund



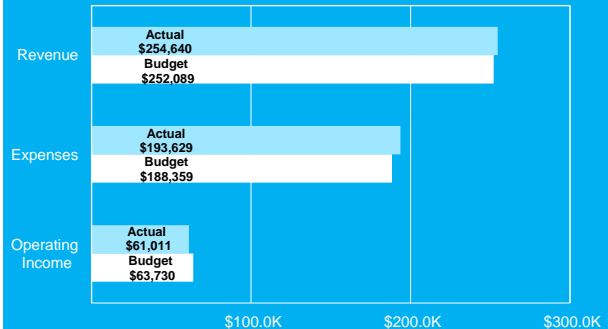
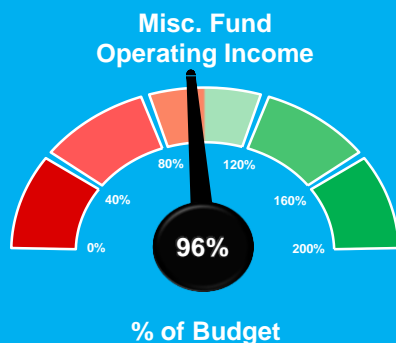
Winnetka Park District

Rec Fund



Winnetka Park District

Misc Fund

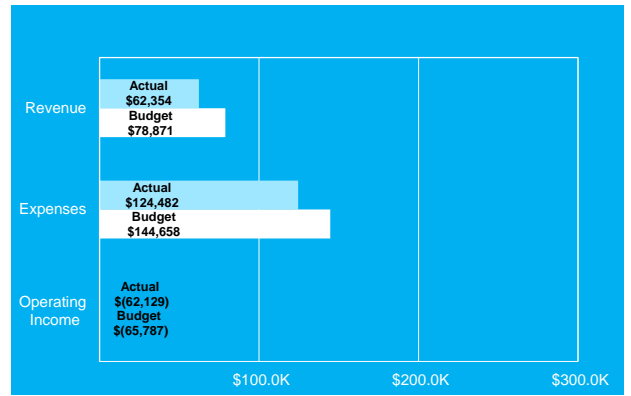
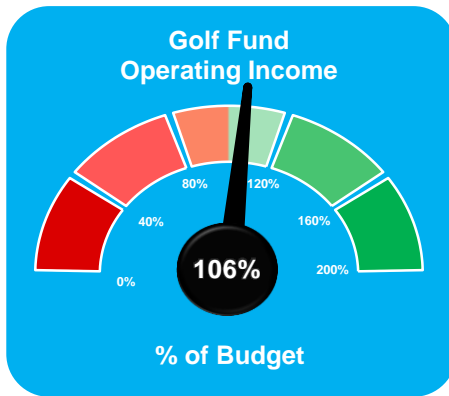


Winnetka Park District Operating Income Dashboard

YTD
As of 02/29/2020

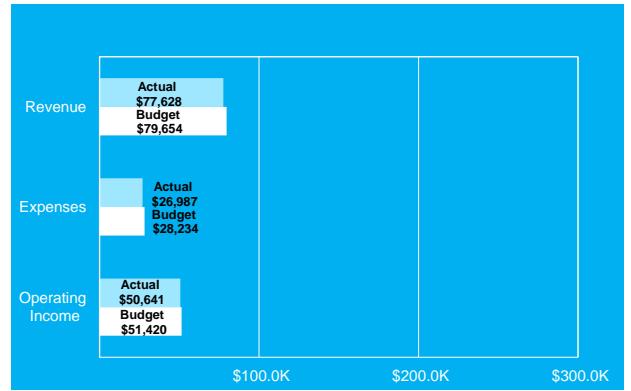
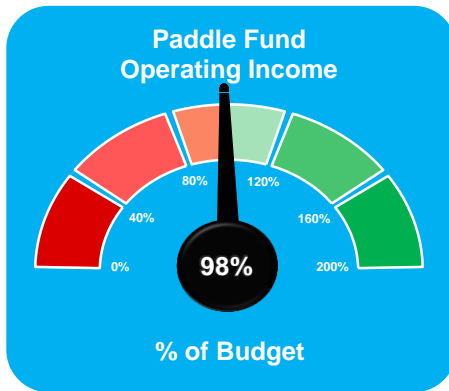
Winnetka Park District

Golf Fund



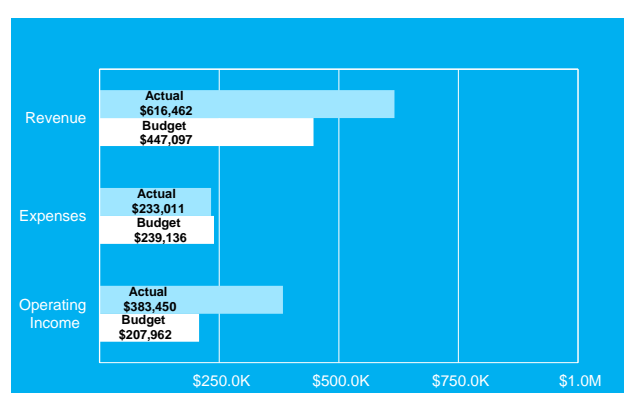
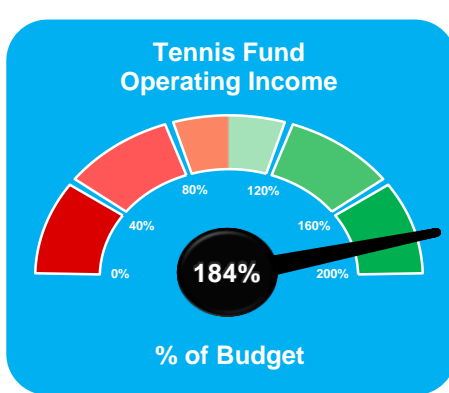
Winnetka Park District

Paddle Fund



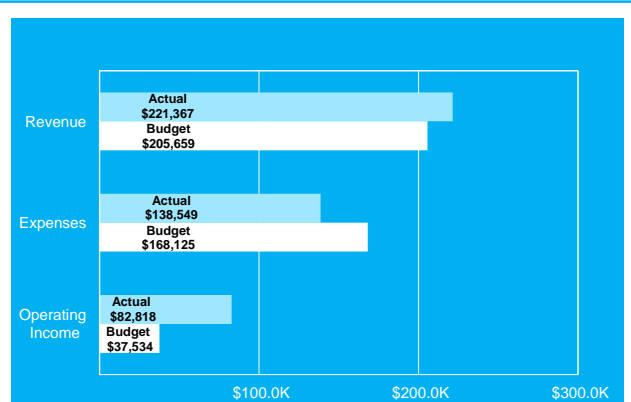
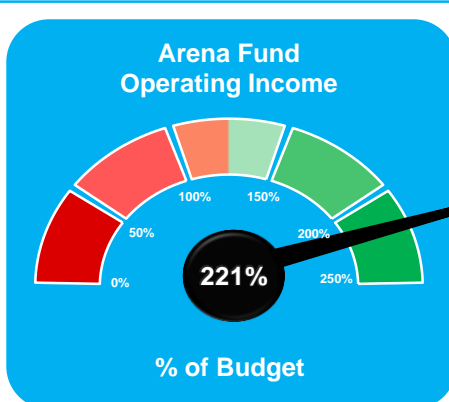
Winnetka Park District

Tennis Fund



Winnetka Park District

Arena Fund



Winnetka Park District Other Metrics Dashboard

YTD
As of 02/29/2020

Winnetka Park District

Capitals

