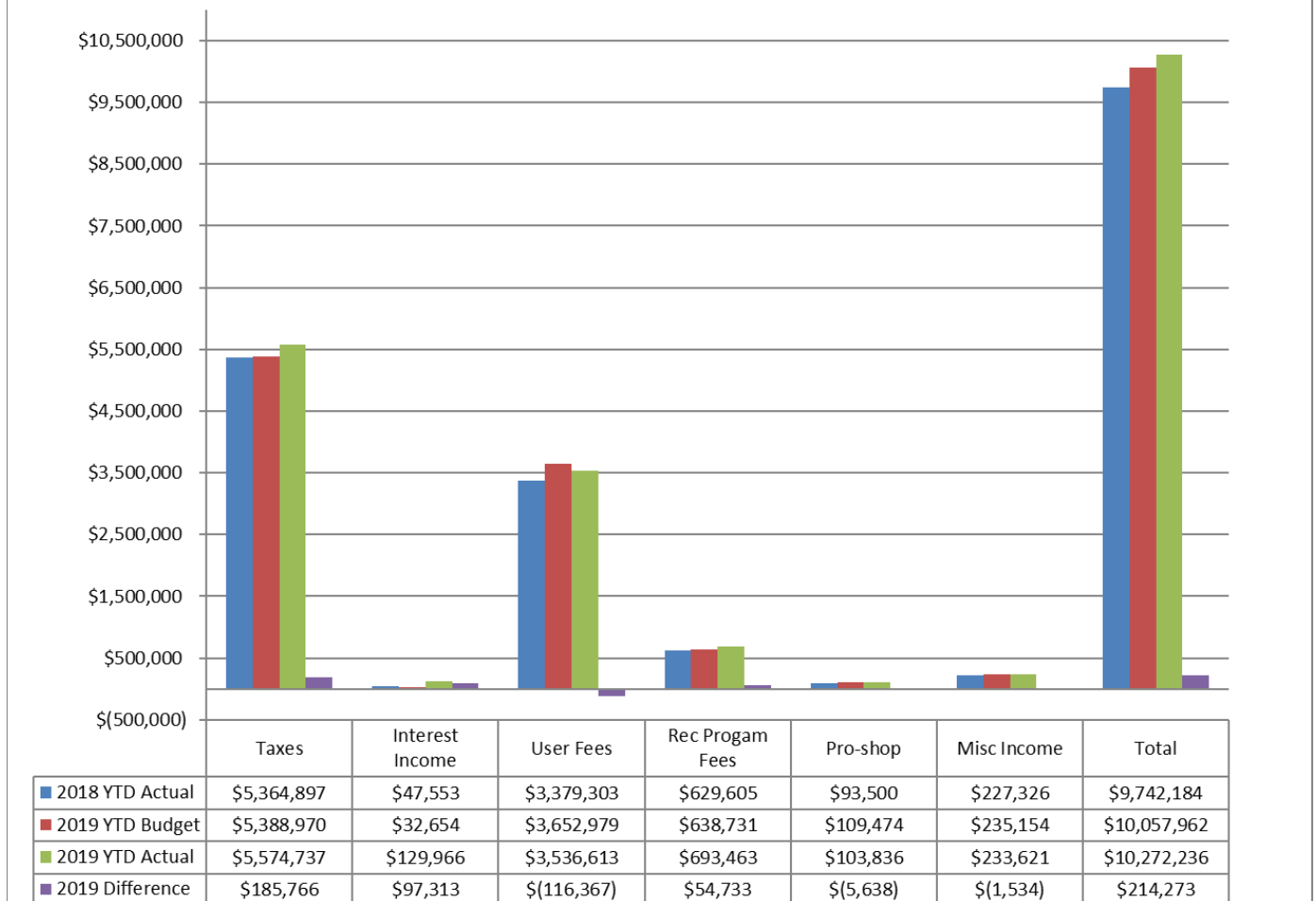


**Winnetka Park District  
Statement of Cash and Investments  
For The Month Ended August 31, 2019**

<b>Bank Name</b>	<b>Amount</b>	<b>Annual Rate</b>
<b>CASH</b>		
Petty Cash	1,750.00	
Harris Bank - Holiday Savings	16,067.67	
Illinois Funds	77,754.76	2.20%
N Corwin Fund	37,996.27	0.50%
Harris Bank - Operating	350,099.16	
Harris - Money Market	259,577.02	0.45%
Harris Bank - Payroll	<u>40,372.59</u>	
<b>Total Cash</b>	<b>783,617.47</b>	
<b>INVESTMENTS</b>		
Harris Bank - CD's	0.00	
IPDLAF - Money Market	1,050,868.14	2.01%
Cibc (Acquired Privatebank & Trust Co), MI - CD	246,000.00	2.60%
First Mid-Illinois Bank & Trust, N.A., IL - CD	246,000.00	2.75%
Pacific Western Bank (Acquired Security Pacific Bank, Los /	246,000.00	2.65%
Unity Bank, NJ - CD	246,000.00	2.55%
Bank Ozk (Formerly Bank Of The Ozarks), AR - CD	248,000.00	2.31%
Orrstown Bank, PA - CD	248,000.00	2.30%
Bankunited (Acquired Bankunited, Fsb, Coral Gables, FI), FI	248,000.00	2.22%
Fieldpoint Private Bank & Trust, CT - CD	248,000.00	2.29%
First Internet Bank Of Indiana, IN - CD	246,000.00	2.50%
Modern Bank, N.A., NY - CD	246,000.00	2.65%
Landmark Community Bank, TN - CD	246,000.00	2.50%
Western Alliance Bank, AZ - CD	246,000.00	2.55%
American Investor Bank & Mortgage, MN - CD	247,000.00	2.40%
Prospect Bank (Formerly Edgar County Bk & Trust), IL - CD	247,000.00	2.40%
Mission National Bank, CA - CD	247,000.00	2.30%
First Capital Bank, TN - CD	247,000.00	2.20%
Prudential Savings Bank, PA - CD	247,000.00	2.05%
Merrick Bank, UT - CD	247,000.00	1.95%
North Shore Community Bank Max Safe Money Market	3,733,333.07	2.45%
North Shore Community Bank CD	<u>1,258,134.07</u>	2.65%
<b>Total Investments</b>	<b>10,484,335.28</b>	<b>2.09%</b>
<b>TOTAL CASH &amp; INVESTMENTS</b>	<b>11,267,952.75</b>	

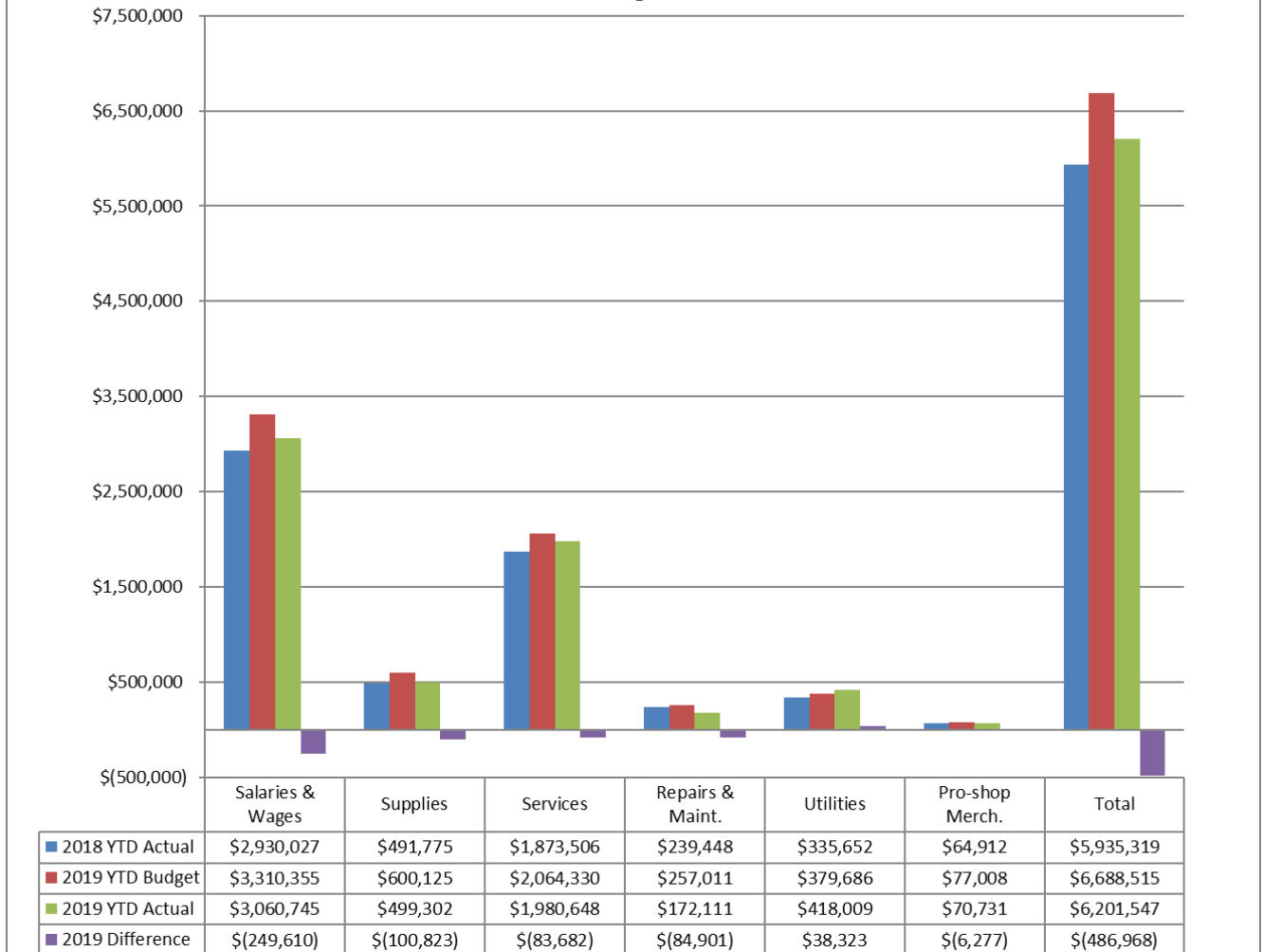
**Winnetka Park District  
Revenues  
As Of August, 2019**



**Revenues are \$214,273 above year-to-date budget:**

- Total revenues are 102.1% of year-to-date budget
- Taxes are \$185,766 above year-to-date budget
- Interest income is \$97,313 above year-to-date budget and \$82,413 above the 2018 year-to-date amount
- User Fees are \$116,367 below year-to-date budget
  - Golf Course August user fees were \$11,413 above last August's total, but are \$270,763 below year-to-date budget as the weather-driven effect on Golf Course revenues is the main reason for the variance in User Fees
- Rec Program Fees are \$54,733 above year-to-date budget; camps are a total of \$57,132 above budget and \$104,598 over 2018 year to date totals

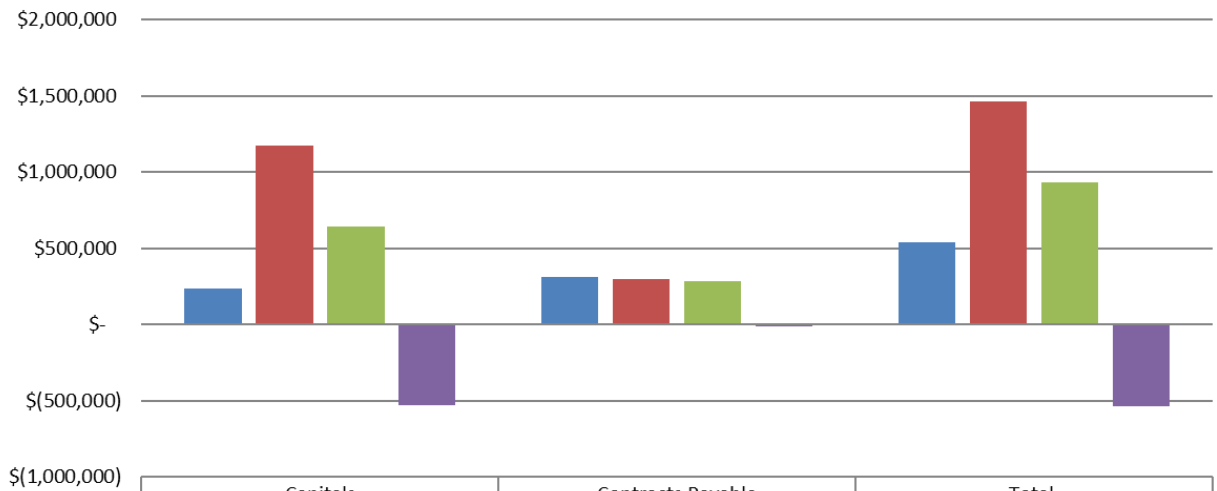
**Winnetka Park District  
Operating Expenses  
As Of August, 2019**



**Operating expenses are \$486,968 or 7.3% below year-to-date budget:**

- Salaries & Wages are \$249,610 below year-to-date budget
  - Parks are under budget by \$22,078 for part-time staff
  - Recreation – Athletic Fields are under budget \$10,870 for part-time staff and beaches are under budget by \$30,054 for attendants and workmen
  - Salaries in the Golf Fund are below budget by a combined \$126,783
  - Ice Arena salaries are under budget by a total of \$26,994
- Supplies are \$100,823 below year-to-date budget due to the timing of purchases
- Services are \$83,682 below year-to-date budget
  - Reduced FICA/IMRF payments correspond to the lower salaries
  - General Fund contract services are under budget by \$21,493 for medical expenses and \$21,055 due to fundraising consultant
  - Boat Launch contract services are under budget by \$22,259 due to dredging
  - Golf Maintenance is under budget \$17,440 for tree maintenance
- Repairs & Maintenance are \$84,901 below budget across all funds

**Winnetka Park District  
Capitals / Contracts Payable  
As Of August, 2019**



	Capitals	Contracts Payable	Total
■ 2018 YTD Actual	\$233,083	\$308,780	\$541,862
■ 2019 YTD Budget	\$1,170,848	\$294,683	\$1,465,531
■ 2019 YTD Actual	\$644,365	\$284,246	\$928,611
■ 2019 Difference	\$(526,483)	\$(10,437)	\$(536,920)

**Capitals/Contracts Payable are \$536,920 below year-to-date budget:**

- Capitals are \$526,483 below budget as a number of projects are just now getting underway (park paths and paving) and some projects will be deferred due to the effect of other possible project timing (i.e. golf course storm water and lakefront masterplan improvements)
- Contracts Payable are \$10,437 below budget

**Winnetka Park District  
Statement of Cash and Investments  
For The Month Ended August 31, 2019**

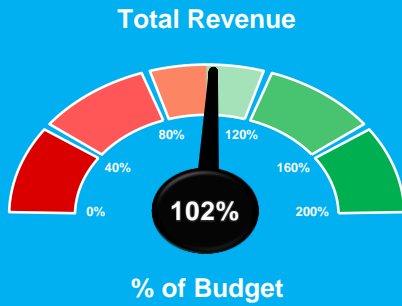
Bank Name	Amount	Annual Rate
<b>CASH</b>		
Petty Cash	1,750.00	
Harris Bank - Holiday Savings	16,067.67	
Illinois Funds	77,754.76	2.20%
N Corwin Fund	37,996.27	0.50%
Harris Bank - Operating	350,099.16	
Harris - Money Market	259,577.02	0.45%
Harris Bank - Payroll	<u>40,372.59</u>	
<b>Total Cash</b>	<b>783,617.47</b>	
<b>INVESTMENTS</b>		
Harris Bank - CD's	0.00	
IPDLAF - Money Market	1,050,868.14	2.01%
Cibc (Acquired Privatebank & Trust Co), MI - CD	246,000.00	2.60%
First Mid-Illinois Bank & Trust, N.A., IL - CD	246,000.00	2.75%
Pacific Western Bank (Acquired Security Pacific Bank, Los /	246,000.00	2.65%
Unity Bank, NJ - CD	246,000.00	2.55%
Bank Ozk (Formerly Bank Of The Ozarks), AR - CD	248,000.00	2.31%
Orrstown Bank, PA - CD	248,000.00	2.30%
Bankunited (Acquired Bankunited, Fsb, Coral Gables, FI), FI	248,000.00	2.22%
Fieldpoint Private Bank & Trust, CT - CD	248,000.00	2.29%
First Internet Bank Of Indiana, IN - CD	246,000.00	2.50%
Modern Bank, N.A., NY - CD	246,000.00	2.65%
Landmark Community Bank, TN - CD	246,000.00	2.50%
Western Alliance Bank, AZ - CD	246,000.00	2.55%
American Investor Bank & Mortgage, MN - CD	247,000.00	2.40%
Prospect Bank (Formerly Edgar County Bk & Trust), IL - CD	247,000.00	2.40%
Mission National Bank, CA - CD	247,000.00	2.30%
First Capital Bank, TN - CD	247,000.00	2.20%
Prudential Savings Bank, PA - CD	247,000.00	2.05%
Merrick Bank, UT - CD	247,000.00	1.95%
North Shore Community Bank Max Safe Money Market	3,733,333.07	2.45%
North Shore Community Bank CD	<u>1,258,134.07</u>	2.65%
<b>Total Investments</b>	<b>10,484,335.28</b>	<b>2.09%</b>
<b>TOTAL CASH &amp; INVESTMENTS</b>	<b>11,267,952.75</b>	

# Winnetka Park District Revenue Analysis Dashboard

YTD  
As of 08/31/2019

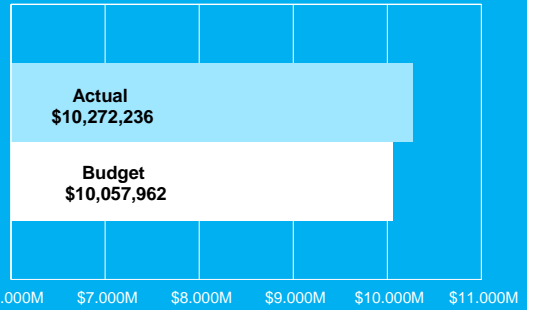
Winnetka Park District

## Total Revenue



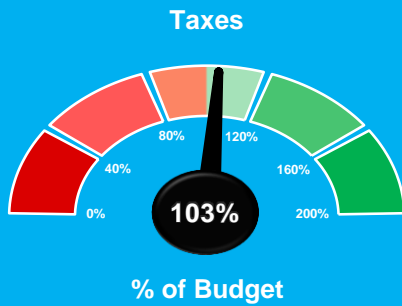
102%  
% of Budget

Total Revenue



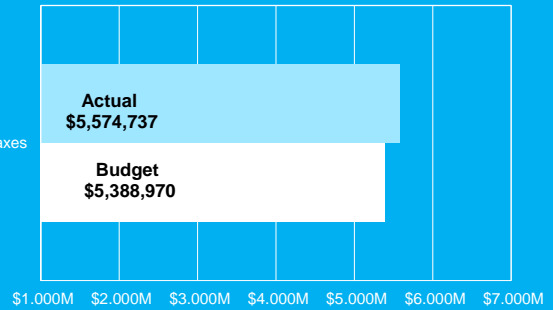
Winnetka Park District

## Taxes



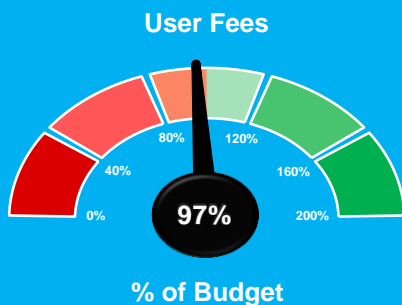
103%  
% of Budget

Taxes



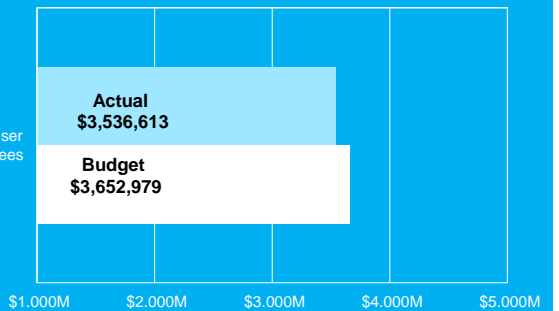
Winnetka Park District

## User Fees



97%  
% of Budget

User Fees



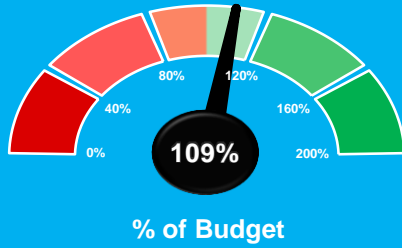
# Winnetka Park District Revenue Analysis Dashboard

YTD  
As of 08/31/2019

Winnetka Park District

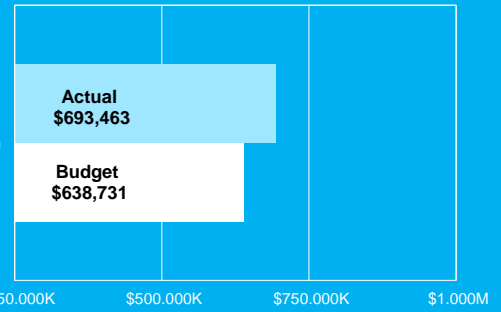
## Rec Program

### Rec Program Fees



% of Budget

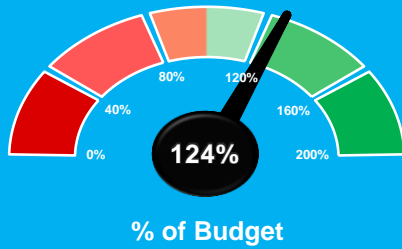
Rec Program Fees



Winnetka Park District

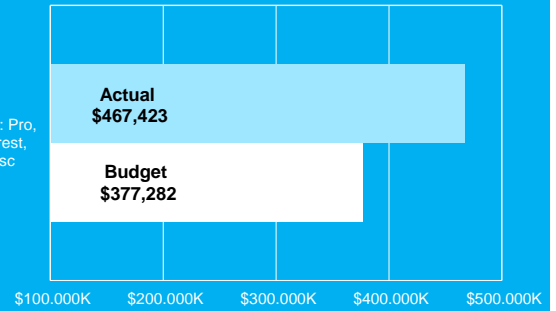
## Other: Pro, Misc, Interest

### Other: Pro, Interest, Misc



% of Budget

Other: Pro, Interest, Misc

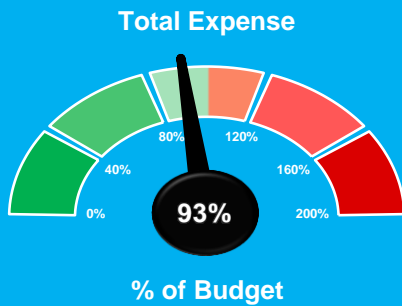


# Winnetka Park District Expense Analysis Dashboard

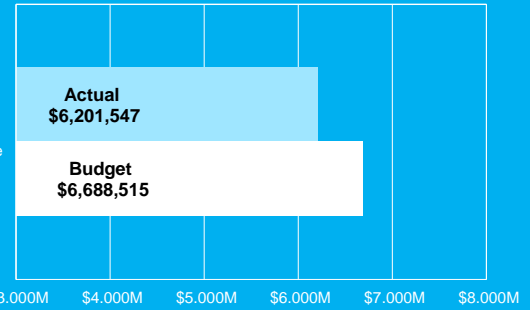
YTD  
As of 08/31/2019

Winnetka Park District

## Total Expense

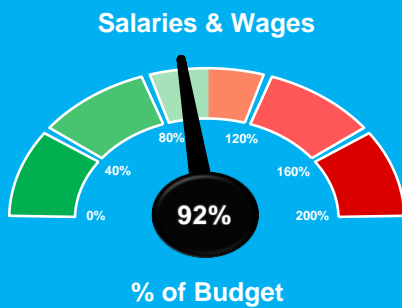


Total Expense




Winnetka Park District

## Salaries & Wages

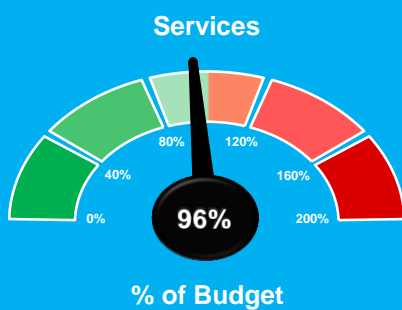


Salaries & Wages

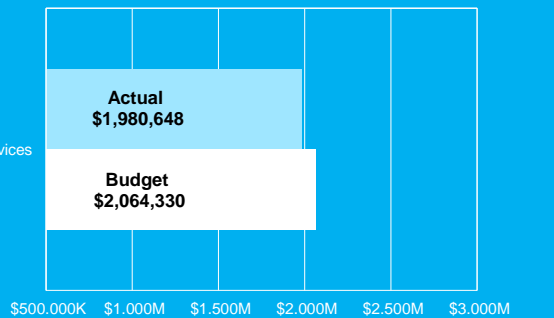


Winnetka Park District

## Services



Services



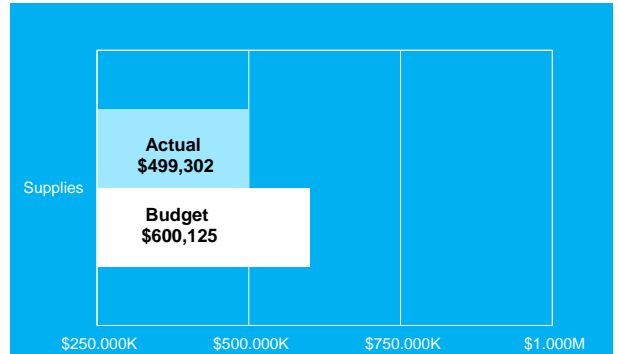
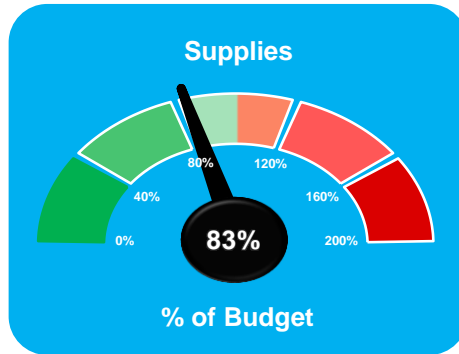


# Winnetka Park District Expense Analysis Dashboard

YTD  
As of 08/31/2019

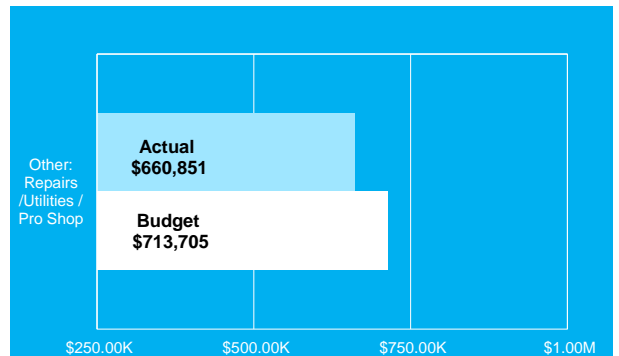
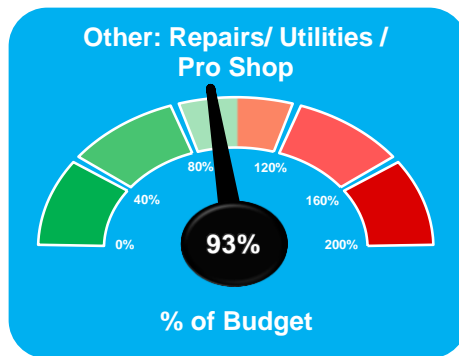
Winnetka Park District

## Supplies



Winnetka Park District

## Other: Repairs / Utilities /

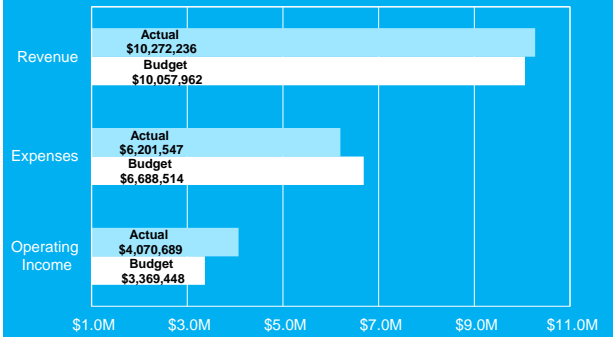
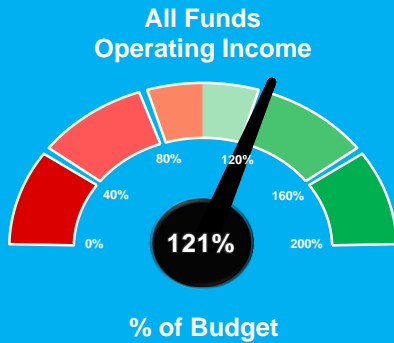


# Winnetka Park District Operating Income Dashboard

YTD  
As of 08/31/2019

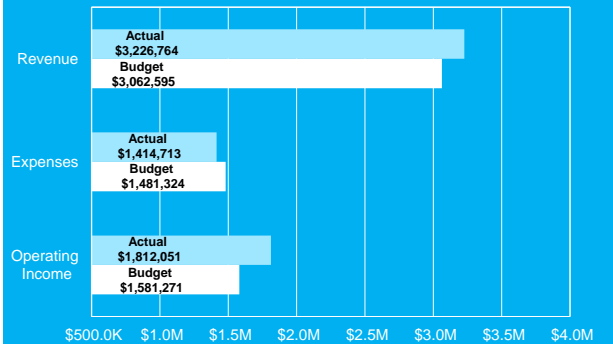
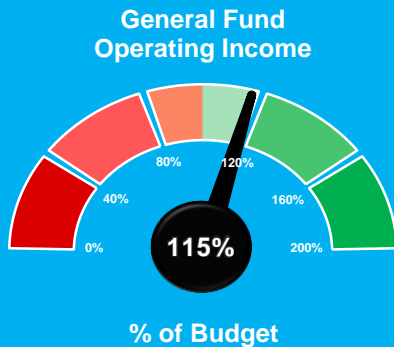
Winnetka Park District

## All Funds



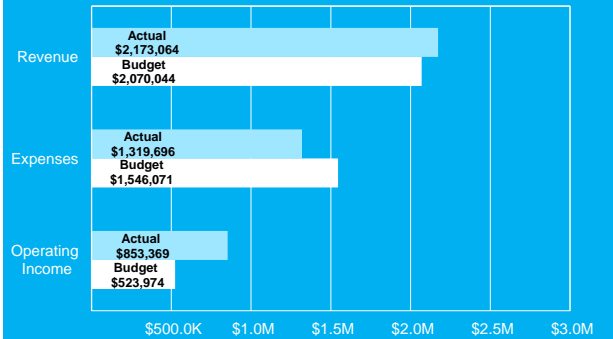
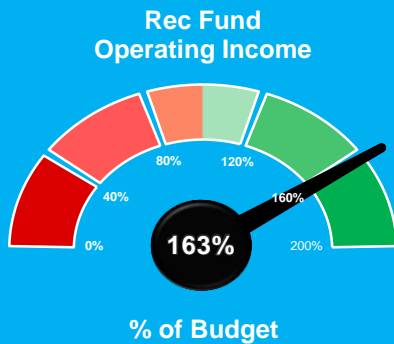
Winnetka Park District

## General Fund



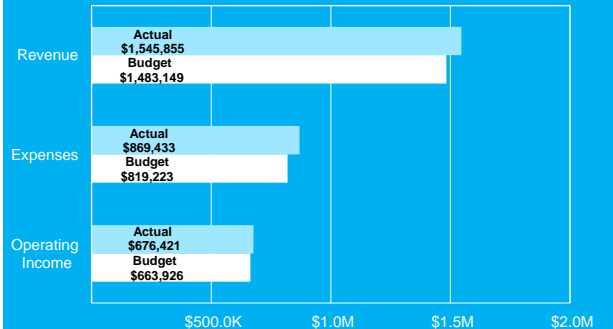
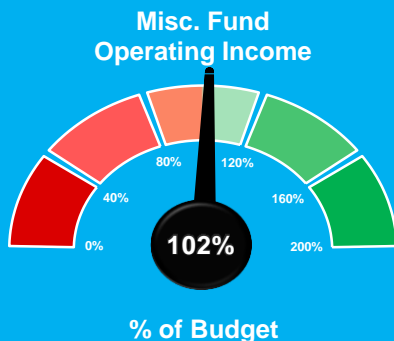
Winnetka Park District

## Rec Fund



Winnetka Park District

## Misc Fund

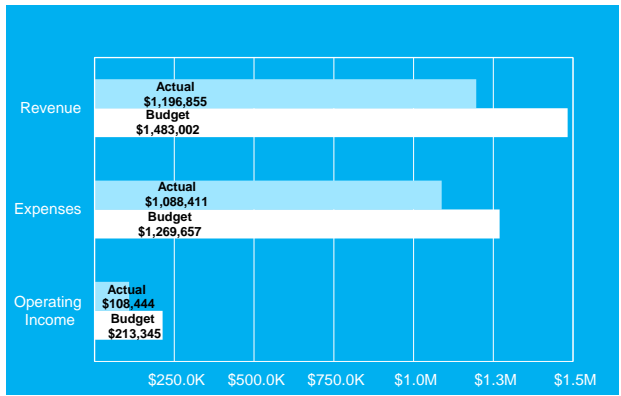
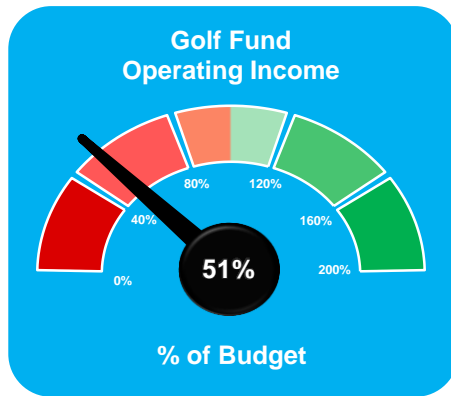


# Winnetka Park District Operating Income Dashboard

YTD  
As of 08/31/2019

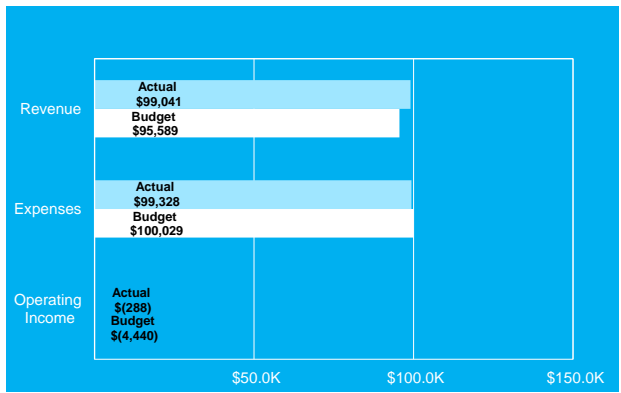
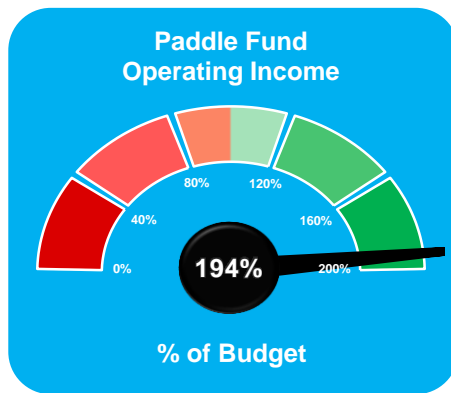
Winnetka Park District

## Golf Fund



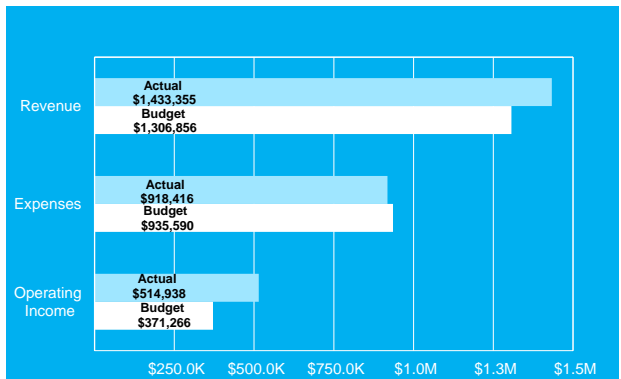
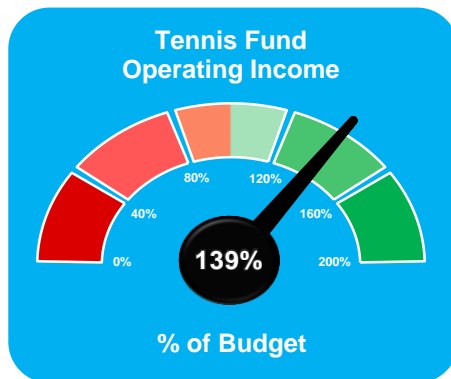
Winnetka Park District

## Paddle Fund



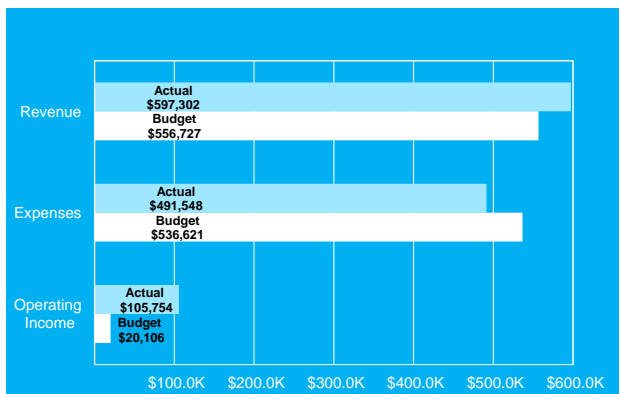
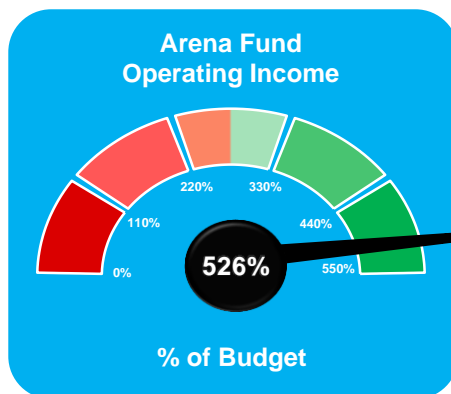
Winnetka Park District

## Tennis Fund



Winnetka Park District

## Arena Fund



# Winnetka Park District Other Metrics Dashboard

YTD  
As of 08/31/2019

Winnetka Park District

## Capitals

