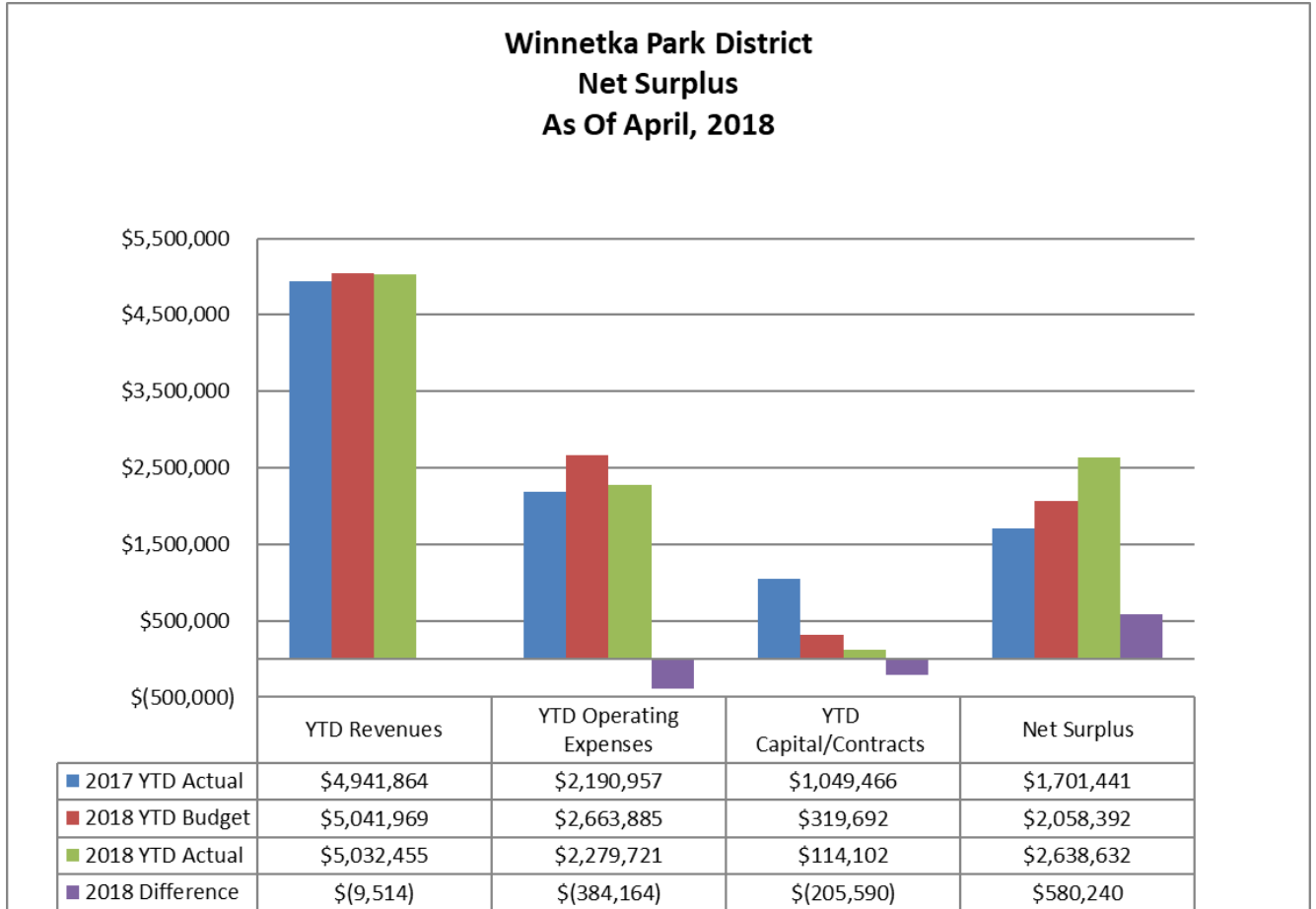


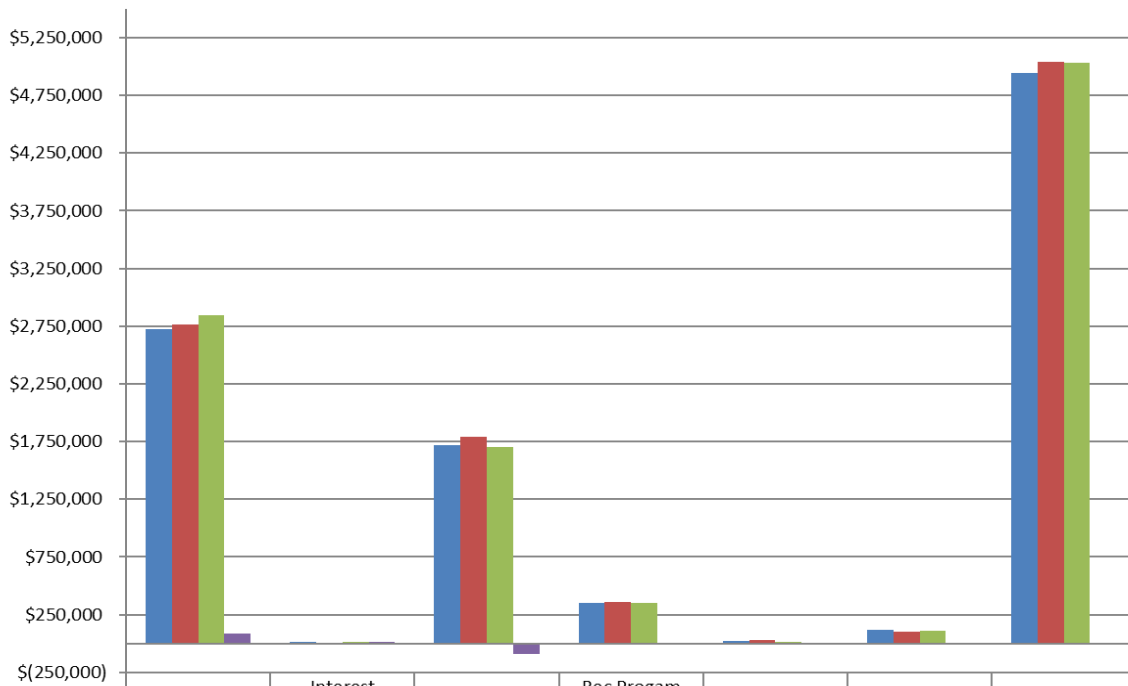
APRIL 2018 FINANCIAL SUMMARY
FOR ALL FUNDS COMBINED- UNAUDITED



Net Surplus/(Deficit) is \$580,240 above year-to-date budget

- Revenues are \$9,514 below year-to-date budget
- Operating Expenses are \$384,164 below year-to-date budget
- Capitals/Contracts Payable are \$205,590 below year-to-date budget

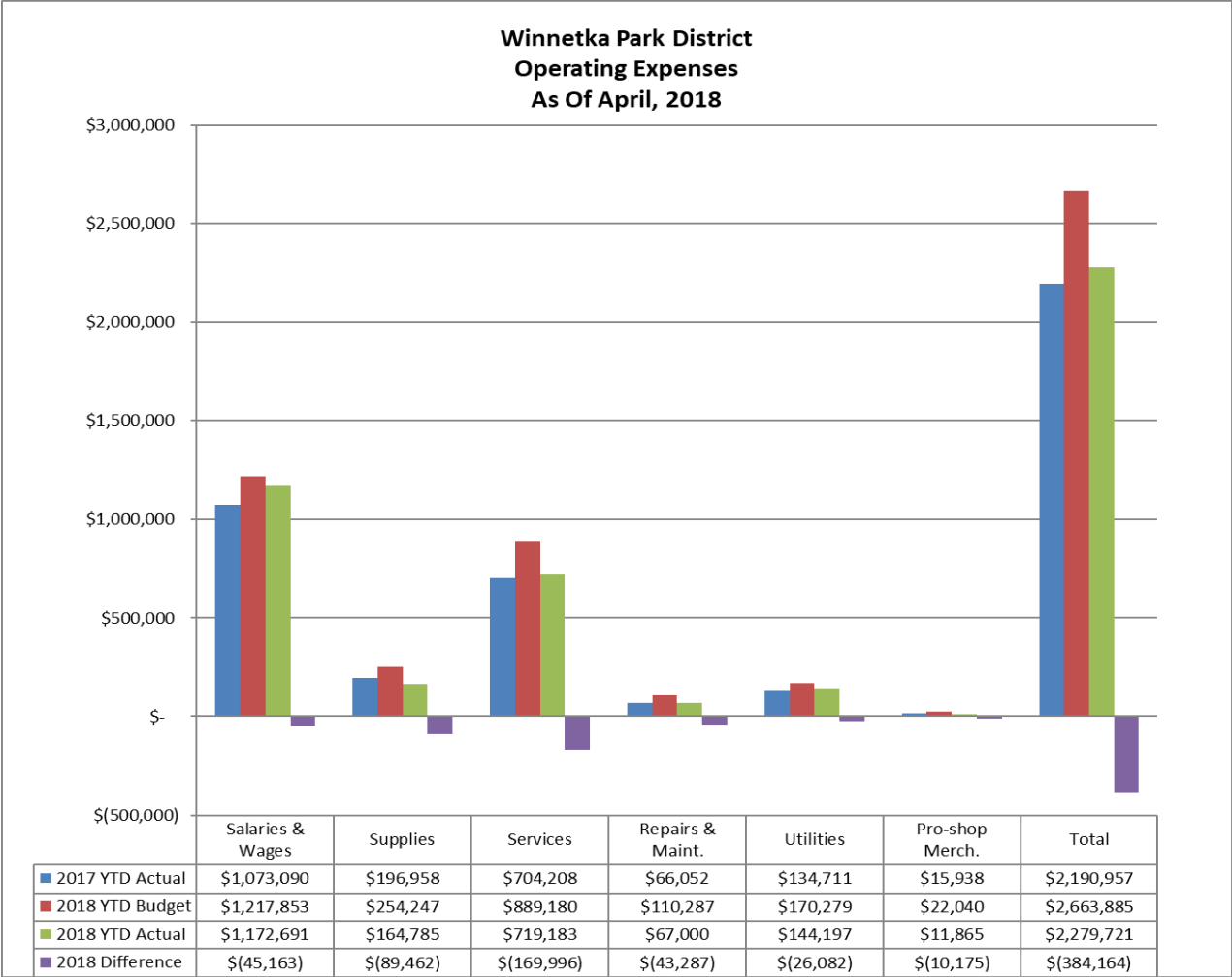
**Winnetka Park District
Revenues
As Of April, 2018**



	Taxes	Interest Income	User Fees	Rec Program Fees	Pro-shop	Misc Income	Total
■ 2017 YTD Actual	\$2,723,892	\$11,114	\$1,717,789	\$348,561	\$21,582	\$118,925	\$4,941,864
■ 2018 YTD Budget	\$2,761,570	\$4,937	\$1,789,693	\$356,529	\$27,559	\$101,680	\$5,041,969
■ 2018 YTD Actual	\$2,843,997	\$15,095	\$1,698,897	\$349,942	\$16,854	\$107,671	\$5,032,455
■ 2018 Difference	\$82,427	\$10,157	\$(90,796)	\$(6,587)	\$(10,705)	\$5,991	\$(9,514)

Revenues are \$9,514 below year-to-date budget:

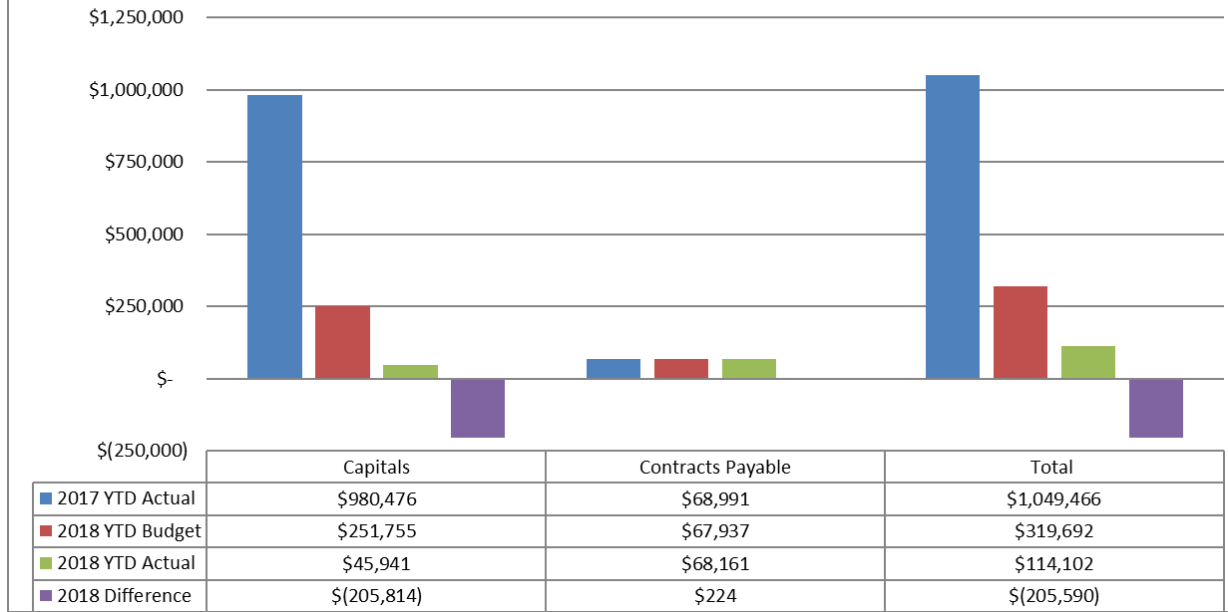
- Total revenues are 99% of year-to-date budget



Operating expenses are \$384,164, or 14% below year-to-date budget:

- Salaries & Wages are \$45,163 below year-to-date budget
 - The Parks Department is under budget by \$24,004, due to a vacant full-time position coupled with fewer hours for part-time staff
 - Salaries in the Golf fund are \$14,998 below budget for part-time attendants and maintenance workmen and instructors for group lessons
- Supplies and Utilities are \$89,462 and \$26,082 below year-to-date budget due to the timing of both purchases and the periods of utility bills
- Services are \$169,996 below year-to-date budget
 - Medical insurance reimbursements are lower than what was expected
 - Reduced FICA/IMRF payments correspond to the lower salaries
 - Costs for general services are lower than budget, including \$10,000 in unemployment payments as the first quarter invoice has not yet been received

**Winnetka Park District
Capitals / Contracts Payable
As Of April, 2018**



Capitals/Contracts Payable are \$205,590 below year-to-date budget:

- Capitals are \$205,814 below budget, but are expected to balance out this Spring as the timing of capital project purchases and implementation schedules catch up

**Winnetka Park District
Statement of Cash and Investments
For The Month Ended April 30, 2018**

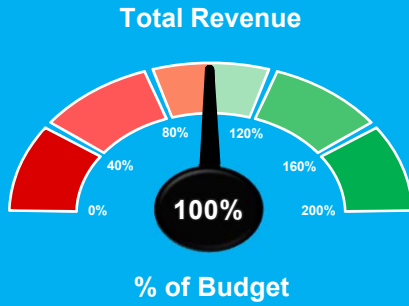
Bank Name	Amount	Annual Rate
CASH		
Petty Cash	1,750.00	
Harris Bank - Holiday Savings	6,760.56	
Illinois Funds	75,383.60	1.61%
N Corwin Fund	37,737.46	0.34%
Harris Bank - Operating	350,051.29	
Harris - Money Market	5,242,060.83	0.25%
Harris Bank - Payroll	<u>14,740.86</u>	
Total Cash	5,728,484.60	
INVESTMENTS		
Harris Bank - CD's	0.00	0.00%
IPDLAF - Money Market	3,130,085.65	1.56%
IPDLAF - CD's	0.00	0.00%
North Shore Community Bank	<u>1,229,772.87</u>	0.50%
Total Investments	4,359,858.52	1.26%
TOTAL CASH & INVESTMENTS	10,088,343.12	

Winnetka Park District Revenue Analysis Dashboard

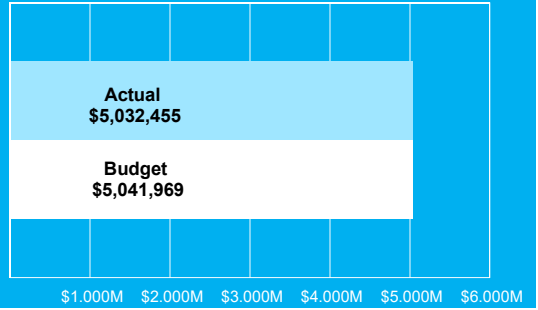
YTD
As of 04/30/2018

Winnetka Park District

Total Revenue

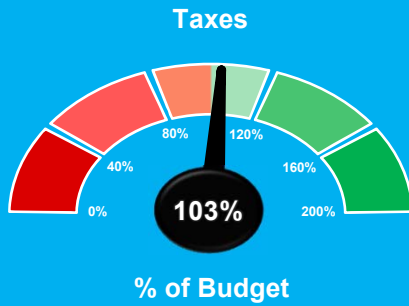


Total Revenue

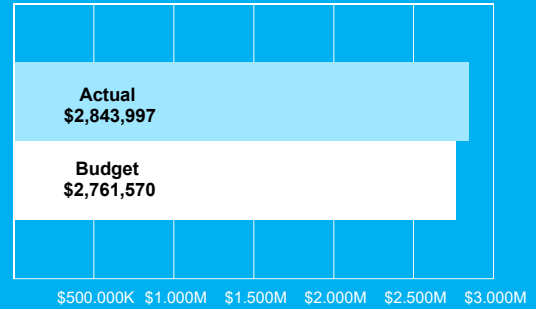


Winnetka Park District

Taxes

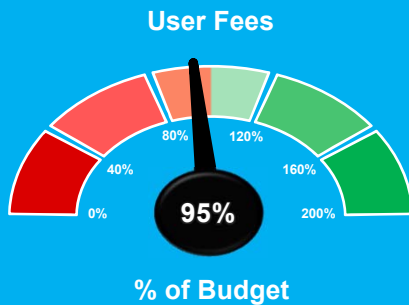


Taxes

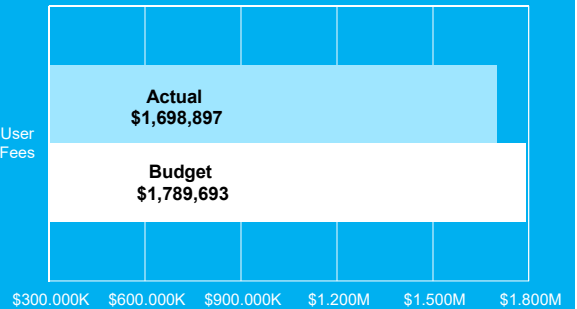


Winnetka Park District

User Fees



User Fees



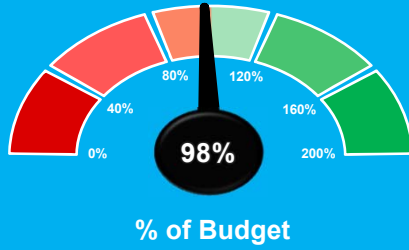
Winnetka Park District Revenue Analysis Dashboard

YTD
As of 04/30/2018

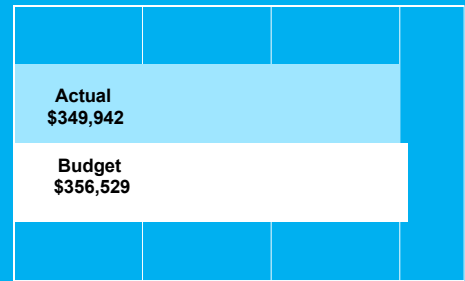
Winnetka Park District

Rec Program

Rec Program Fees



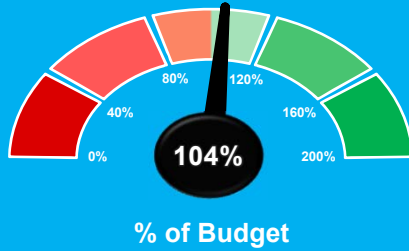
Rec Program Fees



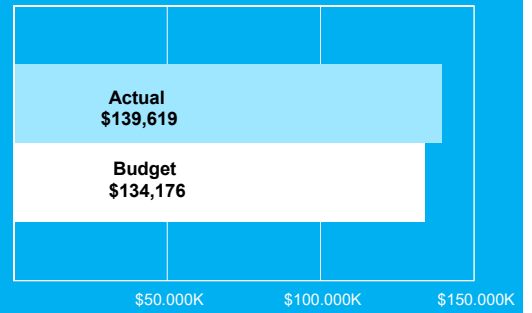
Winnetka Park District

Other: Pro, Misc, Interest

Other: Pro, Interest, Misc



Other: Pro, Interest, Misc

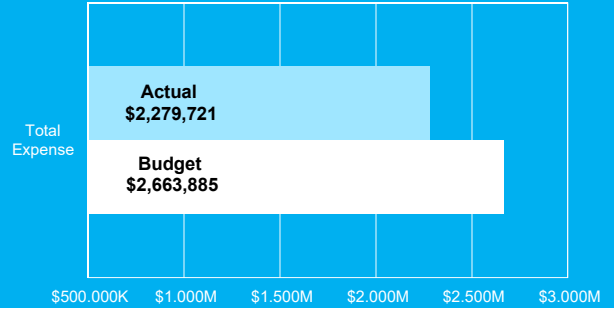
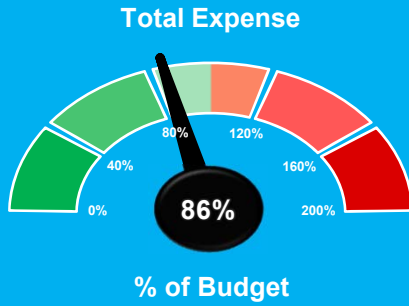


Winnetka Park District Expense Analysis Dashboard

YTD
As of 04/30/2018

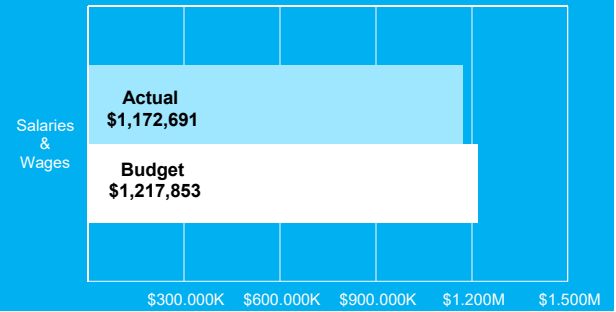
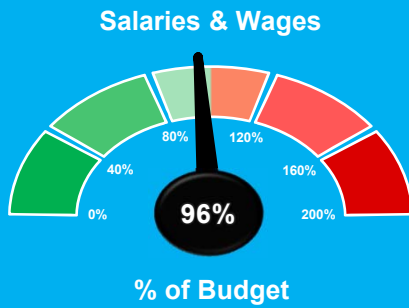
Winnetka Park District

Total Expense



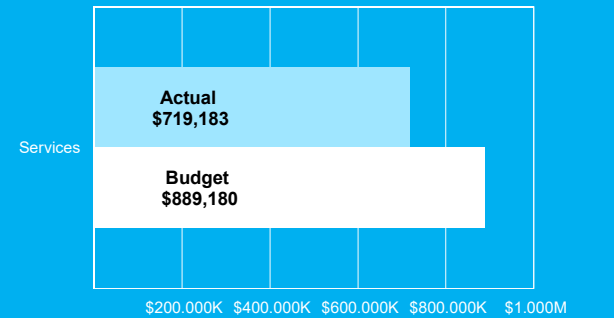
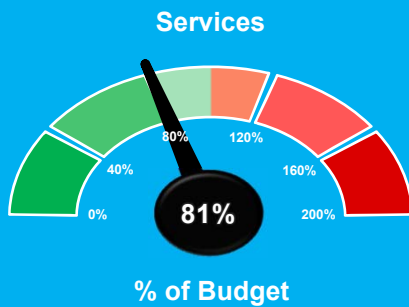
Winnetka Park District

Salaries & Wages



Winnetka Park District

Services

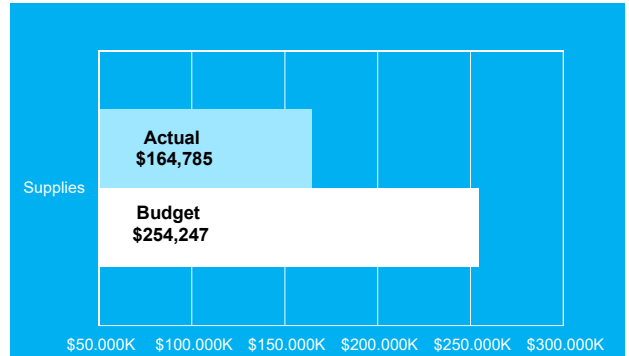
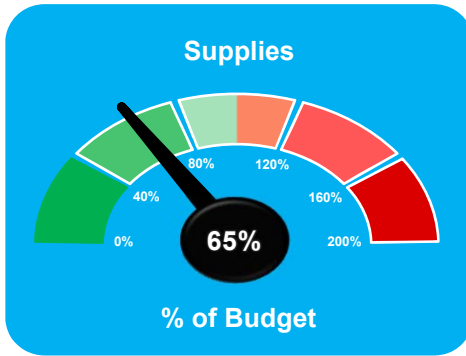


Winnetka Park District Expense Analysis Dashboard

YTD
As of 04/30/2018

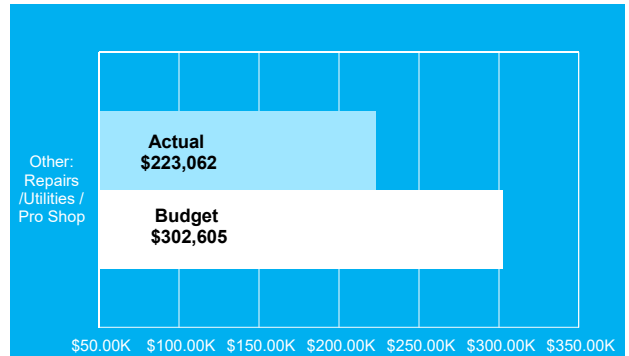
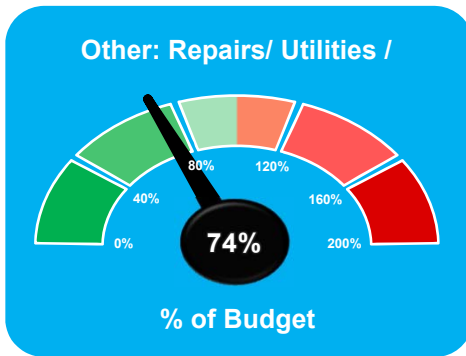
Winnetka Park District

Supplies



Winnetka Park District

Other: Repairs / Utilities /

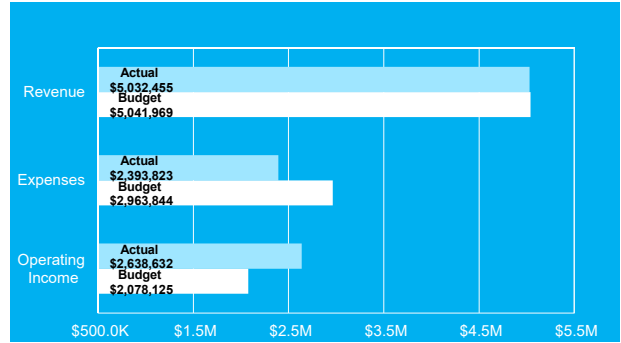
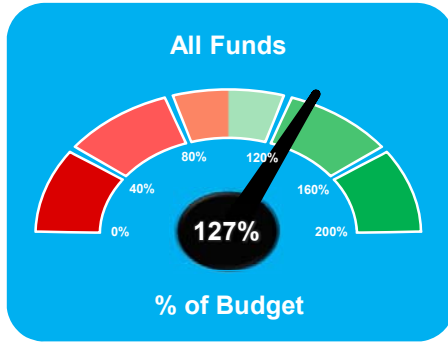


Winnetka Park District Operating Income Dashboard

YTD
As of 04/30/2018

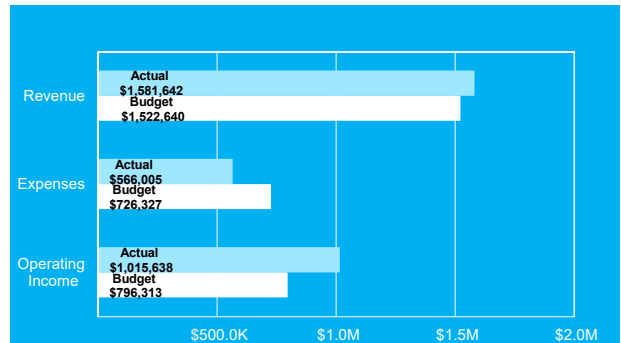
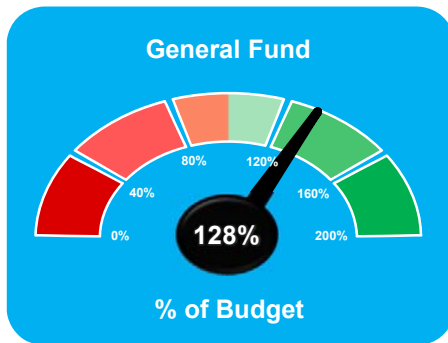
Winnetka Park District

All Funds



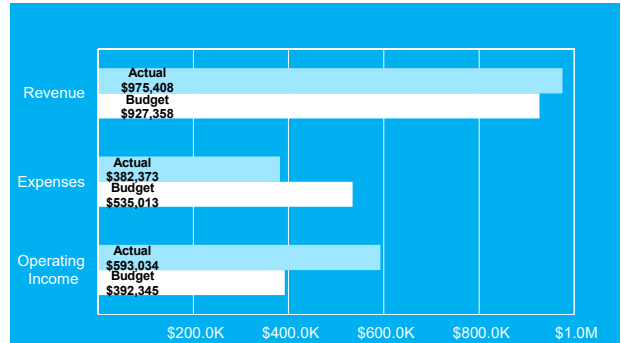
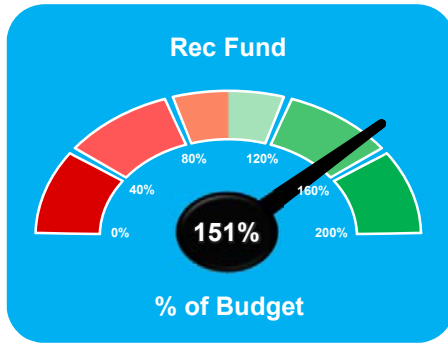
Winnetka Park District

General Fund



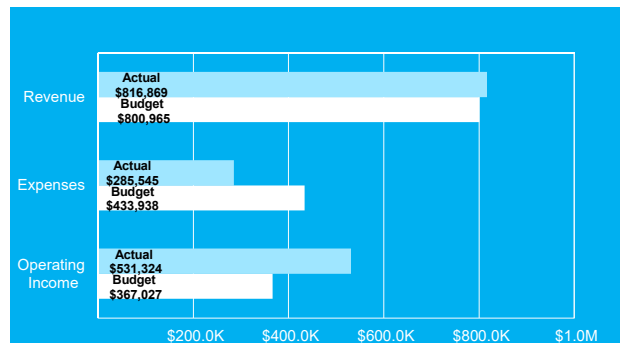
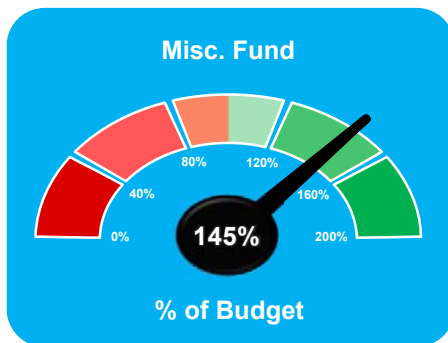
Winnetka Park District

Rec Fund



Winnetka Park District

Misc Fund

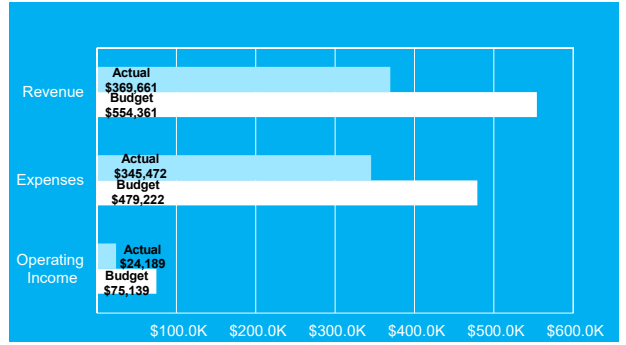
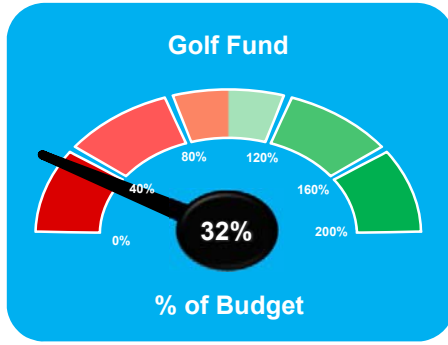


Winnetka Park District Operating Income Dashboard

YTD
As of 04/30/2018

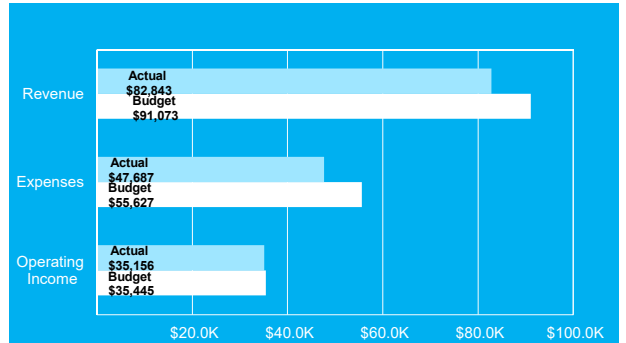
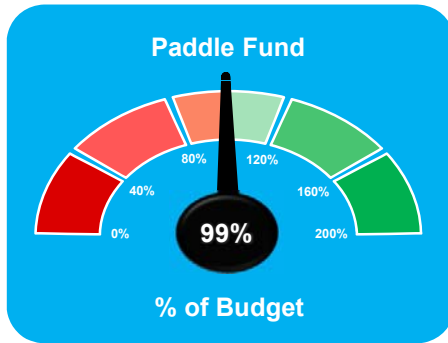
Winnetka Park District

Golf Fund



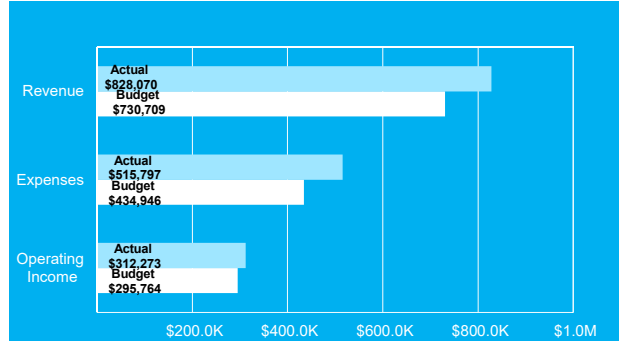
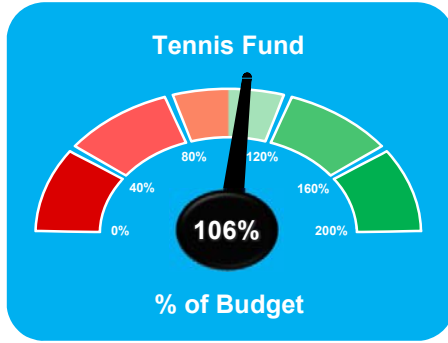
Winnetka Park District

Paddle Fund



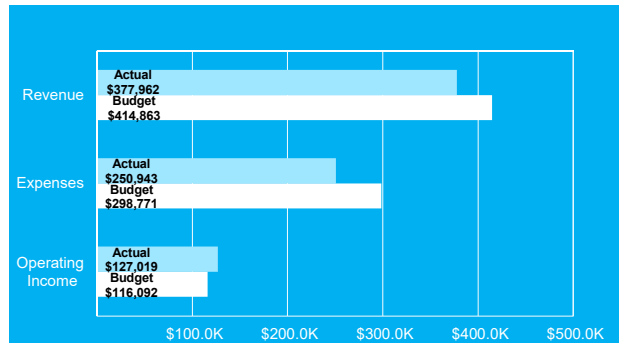
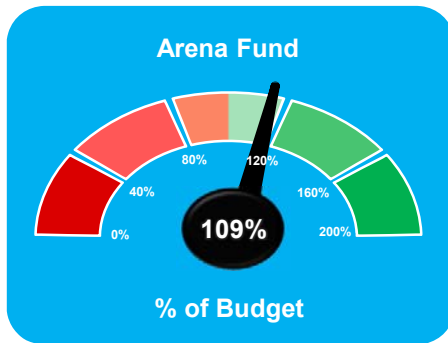
Winnetka Park District

Tennis Fund



Winnetka Park District

Arena Fund



Winnetka Park District Other Metrics Dashboard

YTD
As of 04/30/2018

Winnetka Park District

Capitals

